

Ключи к рабочей тетради

Unit 1a. Family members

Упр. 1. 1 old 2 parents 3 dark 4 father 5 tall 6 brother 7 short 8 sister 9 children 10 uncle 11 big 12 aunt 13 slim 14 long 15 twins 16 young 17 grandfather 18 grey 19 grandmother 20 wavy

Упр. 2. 2 Peter's hair is straight. His eyes are brown. 3 Louise's hair is wavy. Her eyes are dark. 4 Mike's hair is dark. His eyes are brown. 5 Kate's hair is fair. Her eyes are blue.

Упр. 3. 1 my 2 his 3 her 4 your 5 your 6 its 7 our 8 their

Unit 1b. Who are you?

Упр. 1. 1 Brockson 2 Claredon Road 3 6SD 4 Secondary School

Упр. 2. 1 What's your full ... 2 How do you spell ... 3 I'm Russian 4 I'm from Russia 5 It's 235 4370 6 It's SN3 5MN 7 It's 35, Arrow Street 8 How can I help you?

Упр. 3. 1 yours 2 ours 3 hers 4 his 5 mine 6 theirs

Упр. 4. 1 A 2 C 3 C

Unit 1c. My country

Упр. 1. a) 1 Canadian 2 French 3 Japanese 4 American 5 British 6 Spanish

b) 2 A: Where is Jacques from?

B: He is from France.

3 A: Where is Akemi from?

B: She is from Japan.

4 A: Where is Richard from?

B: He is from the USA.

5 A: Where is Mark from?

B: He is from Great Britain.

6 A: Where is Dolores from?

B: She is from Spain.

Упр. 2. 1 north 2 south 3 west 4 east 5 north-east 6 southeast 7 southwest 8 northwest

Упр. 3. 1 capital 2 Trafalgar Square 3 the River Thames 4 Buckingham Palace

Unit 1d. Writing (an email)

Упр. 1. 1 B 2 C 3 A

Упр. 2. age: seventeen years old, two years old, eleven years old

height: tall

appearance: dark hair, green eyes

family members: father, mother, sister, brother

Упр. 3. 3 She's tall and slim. 4 He's short and fat. 5 They are tall with dark hair and brown eyes.

6 We have got straight, brown hair and green eyes.

Упр. 4. (Предполагаемый ответ)

Hello!

I'm Tanya. I'm thirteen years old and I live in Saratov. I'm short with dark hair and brown eyes. My mother and father are Helen and Boris. My sister is Irene. She's fifteen years old. My favourite colour is pink. My favourite things are my mobile phone and my computer. That's all about me. What about you?

Send me an email.

Tanya

Module 1. Grammar Practice

Упр. 1. 2 she 3 she 4 it 5 they 6 you

Упр. 2. 1 Are, 'm not, 'm 2 Is, is 3 Are, are

Упр. 3. (Предполагаемые ответы)

2 No, I'm not. 3 No, it isn't. 4 No, it isn't. 5 Yes, they are.

Упр. 4. 2 Edinburgh isn't the capital of England.

3 Moscow is the Russian capital.

4 Matryoshka dolls are from Russia.

5 Apples aren't blue.

Упр. 5. 2 Don't sit down! 3 Don't look outside!

4 Don't change seats! 5 Don't raise your hand!

Упр. 6. 2 are 3 is 4 omit "is" isn't

Упр. 7. 1 our 2 Ann's 3 an 4 She 5 his

Упр. 8. Slava has got an alarm clock, a football, a camera, a poster, a stereo and a watch.

He hasn't got an umbrella, a computer or a skateboard.

Anya has got an umbrella, a computer, a skateboard, a poster, a stereo and a watch.

She hasn't got an alarm clock, a football or a camera.

They have got a poster, a stereo and a watch.

Упр. 9. 1 It's Carol's. It's hers. 2 It's Andy's. It's his. 3 They're Andy's, Carol's and Sam's. They're theirs. 4 They're Sam's. They're his. 5 It's Sam's. It's his.

Упр. 10. 1 These are brown boxes. 2 These are the girls' watches. 3 They have got children.

4 What colour are the men's shirts? 5 My cousins are doctors.

Упр. 11. 2 This is their card. This card is theirs. 3 That is her dog. That dog is hers. 4 These are their trainers. These trainers are theirs. 5 That is his family tree. That family tree is his. 6 This room is my room. This room is mine.

Упр. 12. 1 have 2 is 3 are 4 has 5 am

Translator's corner

Упр. 13. a) family members; long wavy fair hair; five-year-old twins; my friend's uncle; Mary's blue

Ключи к рабочей тетради

eyes; one's name and surname; home address; a postcode; an identification number; Japanese students; the French flag; Spanish friends; an identity card; a driving licence;

b) in the northeast of Moscow; to the southwest from the British capital; in the centre of London; a bridge over the river; next to the London Tower; on the map of Scotland.

Упр. 14. а) 1. My sisters are in their early twenties. They are twins. They are tall with fair hair and blue eyes. 2. My aunt and uncle have got two sons. They are my favourite cousins Dmitry and Alexander. 3. — Mark is middle-aged. — How many children has he got? — Two. His daughters are my friends. 4. How do you spell your surname? — P-e-t-r-o-v. — Thank you very much. 5. This is my driving licence. — This driving licence is mine. 6. Edgar is a German student. He lives in the south of Germany. Edgar's Japanese girl-friend lives in the capital of Japan. They speak (communicate in) English. **б)** — Hi! How are you? — Not bad, thanks. How are you? — Fine, thanks. I'd like to introduce you to my brother. — I'm Alexander. Pleased to meet you. — Pleased to meet you. I'm Dmitry.

Unit 2a. Happy times

Упр. 1. Across: 6 April 7 July 9 September 10 June 11 October 12 March

Down: 1 February 2 January 3 November 4 May 5 August 8 December

Упр. 2. ..., Tuesday, Wednesday, ..., Friday, ..., Sunday

Упр. 3. 2 It's a quarter to three. 3 It's five o'clock. 4 It's a quarter past nine. 5 It's twenty past one. 6 It's twenty-five to seven. 7 It's ten past eight. 8 It's five to eleven.

Упр. 4. 1 Joy is on the sixty-third floor. 2 Sam and Sue are on the fifty-fifth floor. 3 David is on the forty-seventh floor. 4 Paul is on the thirty-second floor. 5 Nick is on the twenty-fourth floor. 6 Tony and Tina are on the twelfth floor. 7 Tom is on the ninth floor.

Упр. 5. 1 on 2 at 3 in

Unit 2b. My place

Упр. 1. 1 ..., sink, cooker 2 bedroom: bed, desk, chair, wardrobe, lamp, computer 3 living room: sofa, armchair, TV, coffee table 4 bathroom: bath, toilet, washbasin 5 dining room: dining table, chairs

(Предполагаемые ответы)

There is a sink in the kitchen.

There is a bed in the bedroom.

There is a dining table in the dining room.

Упр. 2. 1 in 2 next to 3 opposite 4 on 5 between 6 behind

Упр. 3. 1 some 2 any 3 any 4 any 5 a 6 a 7 some 8 an

Упр. 4. 1 has 2 on 3 to 4 and 5 are 6 but 7 in 8 of

Unit 2c. My neighbourhood

Упр. 1. а) 1 restaurant 2 post office 3 hotel 4 sports centre 5 bank 6 newsagent's 7 café 8 library 9 supermarket 10 chemist's

б) (Ss' own answers)

Упр. 2. 1 e 2 c 3 f 4 d 5 a 6 b

Упр. 3. 1 Peter's 2 Sunday 3 7 4 in front of 5 library 6 6:30

Unit 2d. Writing (a house advert)

Упр. 1 2 There are two armchairs and a sofa in the living room. 3 There is a shower in the bathroom but there isn't a bath. 4 This is a beautiful house with a large garden. 5 It has got two sinks in the kitchen but it hasn't got a cooker. 6 There is a large dining room with a fireplace on the ground floor.

Упр. 2 1 and 2 with 3 and 4 and 5 with 6 and 7 with

Упр. 3 beautiful, fully-furnished, modern, large, new, fitted

Упр. 4. (Предполагаемый ответ)

FOR RENT

Modern flat

This modern, fully-furnished flat is in the centre of the city, close to the railway station. It is on the second floor. The flat has one bedroom with a fitted wardrobe, a large living room, kitchen and bathroom. There is a store room and parking space for one car on the ground floor. For more information call Mr Brown.

Tel: 01531 345547

Module 2. Grammar Practice

Упр. 1. 1 at 2 in 3 in 4 on 5 at

Упр. 2. 1 some 2 any 3 any 4 some 5 some

Упр. 3. 1 in front of 2 in 3 opposite 4 between 5 on 6 under

Упр. 4. 2 Are there any boys in the picture? Yes, there is one boy. 3 Are there any trees in the picture? Yes, there are. 4 Are there any cars in the

Ключи к рабочей тетради

picture? No, there aren't. 5 Are there any dogs in the picture? Yes, there is one dog. 6 Are there any cats in the picture? No, there aren't.

Упр. 5. 1 There is, It is 2 There are, They are 3 There are, They are 4 There is, It is

Упр. 6. 1 some bread 2 any eggs 3 some pictures 4 any students

Упр. 7. 1 on Monday 2 on October 22nd 3 at 8 o'clock 4 in the morning 5 at the weekend

Translator's corner

Упр. 8. a) to invite smb to a/one's birthday party; one's 13th birthday; their favourite day of the week; in our new dining room; my sister's bedroom; our uncle's study; the first spring month; the baker's; the newsagent's; beautiful neighbourhood; a/the railway station;

b) at three o'clock in the afternoon; at half past four; in the morning and in the evening; in 2001; in the autumn of 2005; in May; on Saturday; on the 6th of September; at the weekend; in front of a TV-set; in the vase; under the table; between the windows; opposite the kitchen; next to the fireplace; at the post office; in/at the library; at the chemist's; opposite the bank.

Упр. 9. a) 1. — When is your birthday? — On the 4th of June. And yours? — It is in summer too. 2. Dear friend! I invite you to my birthday party on Saturday the 3rd of April at 16.00. My address is flat 35, 17, Sadovaya St. It is going to be an English birthday party. 3. There is a wonderful park in our neighbourhood. It is near our school. There are a lot of big old trees and beautiful flowers in the park. There is a fountain in the middle of the park. In the northern part (in the north of) of the park there is my favourite café. I like fruit ice cream there very much. 4. Is it your new flat? — Yes. — How many rooms are there in it? — Four. — Which room is your favourite? — The library. We've got a lot of history books/books on history. In the corner there is my favourite old green armchair.

b) 1. — Excuse me, what's the time? — A quarter to two. 2. — Watch out, mum! — It's OK, dear. 3. — Oh, dear! — What's up? 4. — Hello! Can I speak to Max? — Speaking.

Unit 3a. Road safety

Упр. 1. traffic lights, bicycle lane, yellow lines, seat belt, speed limit, zebra crossing, parking zone, crash helmet

Упр. 2. 1 careful 2 ways 3 pavement 4 signs 5 driver 6 road 7 cross 8 flow 9 helmet 10 side

Упр. 3. a) 1 Wear 2 Look 3 Don't lean 4 Don't talk; **b)** A 2 B 3 C 4 D 1

Упр. 4. 1 by 2 on

Unit 3b. On the move

Упр. 1. 1 ride 2 fly 3 ride 4 drive 5 ride 6 sail 7 fly 8 ride

Упр. 2. a) Sally can climb a tree and ride a horse. She can't use a computer or play the piano. Peter can ride a horse and use a computer. He can't play the piano or climb a tree. Brian can play the piano, climb a tree and use a computer. He can't ride a horse. Meg can use a computer. She can't play the piano, climb a tree or ride a horse.

b) (Ss' own answers)

Упр. 3. 2 A (Pro) 3 I (Pro) 4 D (Pro) 5 H (Pro) 6 B (Pro) 7 G (Per) 8 E (Per) 9 F (Per)

Упр. 4. 1 Go down 2 Could you tell me how to 3 How do I get to 4 Go straight on 5 Is this the way

Unit 3c. Hot wheels

Упр. 1. 1 A 2 C 3 B 4 D

Упр. 2. 1 T 2 F 3 F 4 F 5 T 6 T 7 F 8 T

Упр. 3. 1 Bristol 2 4 3 12:30 4 Liverpool

Unit 3d. Writing (a letter giving directions)

Упр. 1. 1 straight 2 turn 3 left 4 past 5 traffic 6 right 7 park

Упр. 2. (Предполагаемый ответ)

Sally,

I'm having my graduation party on the 4th of February.

My address is 57 Cedar Street.

Here are directions from the library. You can't go straight down Palm Road so turn left into Pine Street until you get to the hotel. At the hotel you can't turn into Elm Street. Turn right into Oak Street and left at the park into Park Avenue. At the traffic lights turn left into Willow Street. When you see the hotel again on your left, turn right into Cedar Street. My house is opposite the bank.

See you then,

Lisa

Module 3. Grammar Practice

Упр. 1. 1 Look at the board. 2 Come in. 3 Don't be late. 4 Don't drive fast.

Упр. 2. a) A: Can Tony ride a bike?

B: Yes, he can.

A: Can Tony play the guitar?

B: No, he can't.

Ключи к рабочей тетради

A: Can Tony cook?
B: No, he can't.
A: Can Ann swim?
B: Yes, she can.
A: Can Ann ride a bike?
B: No, she can't.
A: Can Ann play the guitar?
B: Yes, she can.
A: Can Ann cook?
B: No, she can't.
A: Can Bill and Sue swim?
B: No, they can't.
A: Can Bill and Sue ride a bike?
B: Yes, they can.
A: Can Bill and Sue play the guitar?
B: No, they can't.
A: Can Bill and Sue cook?
B: Yes, they can.

b) Tony can swim and ride a bike. He can't play the guitar or cook. Ann can swim and she can play the guitar. She can't ride a bike or cook. Bill and Sue can ride a bike and cook. They can't swim or play the guitar.

Упр. 3. 1 Always wear your seat belt. 2 Don't talk to the driver. 3 Look both ways before crossing. 4 Walk on the pavement.

Упр. 4. 1 can't 2 can't 3 can 4 can't 5 can 6 can 7 can't 8 can

Упр. 5. 1 can 2 can't 3 can't 4 can't 5 can

Упр. 6. 2 Don't look at her. 3 Don't eat it. 4 Don't listen to them. 5 Don't make a sandwich for him.

Translator's corner

Упр. 7. a) traffic signs, a zebra crossing, to walk on the pavement, to wear seat belts, check the brakes, safety rules/traffic regulations, to sail a boat, to be careful on the roads, my brother's funny nickname, a red double-decker; **b)** to travel/go in a car/by car, to ride a bike, to travel on a bus, children under 12 years old, to go on foot, to come by the 6 o'clock train, to get out of the car, to drive at 100 kph, to get to the hotel, (to take) the 1st turning on your right, means of transport.

Упр. 8. a) 1. Don't talk to the bus driver. 2. In England, when you cross the street you should look right and then left. 3. You can't park here. The parking zone is behind the corner. 4. Stop at the traffic lights! When the light turns green cross the street and turn left towards the bus stop. 5. Can I turn right here? – Look at the sign: you can go only straight. 6. Can your brother drive? – Yes, he has got a driving licence. **b)** – Excuse me,

how can I get to the metro station? – Go straight to the traffic lights, cross the street and turn right. – Is it far? – Not really, it's a 5-minute walk. – Thank you. – You are welcome.

Unit 4a. Day in, Day out

Упр. 1. 1 go 2 have 3 do

(Ss' own answers)

Упр. 2. 1 often 2 always, sometimes 3 never, usually 4 rarely

Упр. 3. 1 works 2 gets 3 goes 4 has 5 leaves 6 catches 7 drives 8 relaxes 9 finishes 10 takes 11 cooks 12 listens 13 watches 14 turns 15 checks 16 plays 17 loves 18 likes 19 wakes 20 spends

Unit 4b. How about ...?

Упр. 1. 1 sitcom 2 music 3 drama 4 news 5 sports 6 talk 7 reality 8 science fiction

Упр. 2. 1 interesting 2 fantastic 3 boring 4 great 5 dull 6 awful 7 exciting 8 enjoyable 9 disgusting

Упр. 3. 1 Do, don't 2 Does, does 3 Do, don't 4 Does, doesn't 5 Do, don't

Упр. 4. 1 I'm afraid I can't 2 I don't think so 3 That's a great (idea) 4 Count me in! 5 is not really my thing

Unit 4c. My favourite day

Упр. 1. 1 wake 2 set 3 tie 4 build 5 go 6 tell

Упр. 2. 1 C 2 B 3 A 4 C 5 A

Упр. 3. 1 When 2 before 3 After that 4 then

Упр. 4. 1 A 2 B 3 A 4 B 5 A

Unit 4d. Writing (a short text about a person)

Упр. 1. 1 8:15 2 12:45 3 5:00 4 11:00

Упр. 2. (Ss' own answers)

Упр. 3. (Ss' own answers)

Module 4. Grammar Practice

Упр. 1

-ies	-es	-s
studies	goes	spends
tries	washes	walks
tidies	does	begins
flies	watches	plays

Упр. 2. 1 Do, don't 2 Does, does 3 Do, don't 4 Does, does 5 Do, do 6 Does, doesn't 7 Does, doesn't 8 Do, do

Упр. 3. 1 spends, go 2 doesn't work, visits 3 does he do, works 4 doesn't like, prefers

Ключи к рабочей тетради

Упр. 4. (Предполагаемые ответы)

I am never late for school.

I always tidy my room.

I never play cards with my friends.

I always wake up early.

I rarely cook.

I sometimes go fishing.

Упр. 5. 1 Kate never plays board games. 2 My friends and I sometimes play darts. 3 I often go windsurfing at the weekend. 4 John rarely meets his friends on Sundays. 5 Meg's father always drives fast.

Упр. 6. 1 at 2 at 3 on 4 in 5 on 6 in 7 on 8 at 9 at 10 on

Упр. 7. 1 Do you always arrive at work early? 2 Does Tim usually eat breakfast? 3 Do you often see Claire? 4 Does it rain a lot in the winter? 5 Does Linda live in London? 6 Does Mike's father drive fast? 7 Does he often play the piano?

Упр. 8. 1 don't read 2 doesn't use 3 don't go 4 doesn't wear

Упр. 9. 1 e 2 a 3 d 4 b 5 c

Translator's corner

Упр. 10. a) daily routine; to do homework; to have a shower; to help around the house; science fiction; a boring comedy; to go camping; pocket money; a mobile (telephone); exciting news; **b)** to wake up; to listen to music; to watch TV; to put on jeans; to go to the club; to put up a tent; to play football; to go to bed.

Упр. 11. a) Masha is twelve years old. She is a beautiful slim girl with wavy dark long hair. Masha studies at school, in the 6th grade, and works. Masha is a little actress. You can see her in the programme "Yeralash" and in the film "If we go camping tomorrow". It's a very interesting film. Masha likes going camping now. She can put up a tent and build a fire. Every morning Masha gets up early, at 7 o'clock in the morning, and has breakfast. Then she gets dressed and goes to school. After school she does her homework and sometimes helps her parents about the house. Her hobby is dancing. She often invites her friends to her place. They come to dance, watch TV or video, listen to modern music. But when Masha has a new role she doesn't go to school and/or see her best friends. Masha learns the text of her role. She works. **b)** – Mary, are you free today at five? – I think so. Why? – Would you like to go to the cinema? There's a new comedy in the *Russia* cinema. – I'd love to. I like comedies very much, especially sitcoms. – Then let's meet at four thir-

ty at the bus stop. That would be great. See you there.

Unit 5a. Festive time

Упр. 1. 1 make 2 do 3 do 4 make 5 makes 6 do 7 does 8 make

Упр. 2. 1 A 2 A 3 B 4 C

Упр. 3. 2 She is working on the computer at the moment. 3 They are having lunch right now. 4 He is reading a book at the moment. 5 They are playing golf now. 6 She is talking on the phone now.

Упр. 4. 1 B 2 E 3 D 4 C

Unit 5b. Let's celebrate

Упр. 1. 1 Halloween 2 Guy Fawkes 3 St Patrick's 4 New Year 5 Thanksgiving

Упр. 2. 1 Is Marge making toffee apples? 2 Is Ben wearing a superman costume? 3 The children aren't watching the firework display. 4 Are your friends eating traditional food? 5 My parents aren't decorating the garden. 6 Are the children playing musical chairs?

Упр. 3. 2 Is Gabby decorating the tree? – Yes, she is. 3 Are they walking in a parade? – No, they aren't. They are carrying a Christmas tree. 4 Is the boy wearing a costume? – No, he isn't. He is wearing a party hat. 5 Are they dancing? – Yes, they are.

Упр. 4. 1 A 2 B 3 C 4 E 5 D

Unit 5c. Special days

Упр. 1. 1 C 2 C 3 B 4 A 5 B

Упр. 2. 1 It is awful! I don't really like 2 It's nothing 3 bad at all 4 They're cool 5 It's fantastic!

Упр. 3. 1 B 2 A 3 C 4 B 5 C 6 B 7 B

Unit 5d. Writing (an article about a celebration)

Упр. 1. 1 A 2 D 3 B 4 C

Упр. 2. 1 spring 2 decorate 3 hair 4 rice 5 displays 6 dragons 7 drums

Упр. 3. (Ss' own answers)

Module 5. Grammar Practice

Упр. 1. -ing: sleeping, walking, studying, playing, laughing

-ie — y + -ing: dying

-e — -ing: dancing, writing

double consonant + -ing: stopping, running, swimming, shopping

Упр. 2. 1 is playing 2 is she doing, is watching 3 are they going, Are you going 4 isn't working, Is he looking

Ключи к рабочей тетради

Упр. 3. (Предполагаемые ответы)

I am reading a book now.

I am listening to my favourite song/my teacher at the moment.

I am having lots of fun with my friends these days.

I am helping my mum bake a cake tonight.

Упр. 4. 1 Are the musicians performing? The musicians aren't performing. 2 Is Mary drinking Cola? Mary isn't drinking Cola. 3 Are the clowns holding balloons? The clowns aren't holding balloons. 4 Am I taking pictures of my friends? I'm not taking pictures of my friends. 5 Are you feeling tired? You aren't feeling tired.

Упр. 5. 1 The children are playing cricket in the park. 2 Paul is working in Rome this month. 3 I can't swim because I am not wearing my swim suit. 4 Is Linda studying in her room?

Упр. 6. 1 Bill loves eating strawberries and cream. 2 He always eats strawberries and cream when he visits his grandmother. 3 In fact, he is eating a big bowl right now. 4 What classes are you taking this term? 5 My little cousin still believes in Father Christmas. 6 We are going to the beach this afternoon.

Упр. 7. 1 T 2 N 3 T 4 T 5 N

Упр. 8. 1 are enjoying 2 are enjoying 3 aren't visiting 4 are relaxing 5 are walking 6 having 7 is resting 8 is drinking 9 am writing 10 are you planning

Translator's corner

Упр. 9. a) to be excited; to do the gardening; to decorate the streets; to celebrate New Year's Day; to exchange presents; to watch a firework display/fireworks; to have a wonderful time; **b)** to do the shopping; to make tea; to make the decorations; to make a special dish; to do the dusting; to make a call; to do the washing up; to make a speech; to make a report; to do homework.

Упр. 10. a) 1. We always celebrate Mum's birthday. It is in September, in autumn. I decorate the flat. Granny makes a cake and a special dish. My twin brothers make bright decorations. We dress up, buy roses for Mum and sing her favourite song. 2. The teenager sport games take place in our town/city every spring. The best young athletes take part in them. Boys and girls compete in the run and jump (in running and jumping). At the same time some schoolchildren take part in singing and dancing competitions.

b) – Liza, I can hear some noise, are you busy now? – We are having the festival of the English language. We are all wearing costumes, we're

dancing and singing. – And what are you doing now? Are you dancing? – I'm enjoying the apple pie. Would you like to join us? – I'd love to. I'm coming in ten minutes. I like/am fond of apple pies. Let's play some English games and then I'll help you to clean up.

Unit 6a. Free time

Упр. 1. a) 1 c 2 d 3 b 4 e 5 a; **b)** 2 b 3 d 4 e 5 c

(Предполагаемые ответы)

2 I need golf clubs to play golf. 3 I need a table tennis bat to play table tennis. 4 I need roller skates to go roller-skating. 5 I need a palette to paint.

Упр. 2. 1 good 2 join 3 fun 4 play 5 costumes 6 meetings

Упр. 3. 1 I'm keen ... 2 I'm fond ... 3 I really enjoy them 4 I'm really bad ... 5 I'm mad ...

Упр. 4. 2 notebook 3 campsite 4 penknife 5 keyboard 6 armchair

Unit 6b. Game on!

Упр. 1. 1 e 2 d 3 a 4 b 5 c

Упр. 2. 1 board 2 win 3 boring 4 Scrabble 5 puzzles

Упр. 3. 1 do you think, don't like, prefer 2 don't believe, is always cheating!/always cheats! 3 are Paul and Peter doing, are playing 4 are going, Do you want, are having 5 is flying, Do you know, usually stays

Unit 6c. Pastimes

Упр. 1. 1 roll 2 move 3 throw 4 form 5 pick

Упр. 2. 1 C 2 B 3 A 4 C

Упр. 3. 1 F 2 F 3 T 4 T 5 T 6 F

Unit 6d. Writing (a letter to a friend)

Упр. 1. a) 1 great 2 times 3 never 4 very 5 and 6 but; **b)** 1 F 2 T 3 F 4 F 5 F 6 F 7 T

Упр. 2. 1 A, B 2 B, C

Упр. 3. 1 and 2 because 3 but 4 but 5 because

Упр. 4. (Ss' own answers)

Module 6. Grammar Practice

Упр. 1. 1 is Anna, she is sleeping 2 are you doing, am talking 3 Do you like, does it cost 4 do you clean 5 is studying, wants 6 look/are looking, have 7 is travelling 8 wakes up 9 cooks 10 is working

Упр. 2. 1 A 2 C 3 B 4 A 5 B 6 B 7 A 8 B

Ключи к рабочей тетради

Упр. 3. 1 are working, want 2 are you doing, am talking 3 Is John studying, goes 4 do you have, comes 5 is helping

Упр. 4. 1 every week 2 twice a week 3 at the moment 4 At the moment

Упр. 5. 1 they are 2 he does 3 I don't 4 I am 5 she isn't 6 they do 7 he/she doesn't 8 they aren't 9 I do 10 she doesn't

Упр. 6. 1 Mary **is** having dinner at the moment. 2 I **work** hard at school. 3 Alice **doesn't** like playing chess. 4 We often **eat** out on Sunday. 5 I **never** eat fish. I hate it! 6 She **loves** talking on the phone. 7 **Do** they go on trips every weekend? 8 Are they **doing** the washing-up? 9 Does he **go** jogging every morning?

Translator's corner

Упр. 7. a) to play computer games; to go fishing; to have fun; a tiring activity; twice a week; to prefer team games; to ride a bike/go cycling; a boring/dull game; to suggest an idea; **b)** to be interested in tennis; to be fond of/keen on reading; to play board games; to argue with friends; to wait for the rain to stop; to agree with parents; for a change; to look for the tickets.

Упр. 8. a) – Do you like playing/Are you fond of board games? – I'm interested in Monopoly, and dominoes are a boring game. – You love Monopoly because you always win and your uncle loses. – My uncle can't play. The game annoys him. He argues and loses. And then he gets angry.

b) Join our club! We go camping, swimming, cycling. We are keen on photography. We catch interesting moments and take pictures. You will learn too. Join us and have fun. **c)** Mike is keen on painting. He wants to join the Art club. He'll visit art museums and learn how to paint. The Art club meets on Tuesdays and Fridays, just after school. He is free on these days. Mike is also fond of reading. Every Monday he goes to the library to change books. The library is a Book club: children come there to talk about interesting books.

Unit 7a. In the past

Упр. 1. 1 d 2 f 3 c 4 a 5 b 6 e

Упр. 2. 1 C 2 B 3 C 4 A 5 B

Упр. 3. 2 Did Becky wash her dad's car? Yes, she did. 3 Did Becky clean the house? Yes, she did. 4 Did Becky work on the computer? No, she didn't. 5 Did Becky finish her homework? No, she didn't. 6 Did Becky visit her grandparents? No, she didn't.

Unit 7b. Halloween Spirit

Упр. 1. Down: 1 puzzled 2 stressed 3 bored

Across: 4 scared 5 miserable 6 worried 7 tired

Упр. 2. a) 1 was 2 went 3 put 4 set 5 took 6 had 7 bought 8 didn't have 9 ran 10 were;

b) 1 spent 2 left 3 wrote 4 read 5 saw 6 made 7 ate 8 found 9 gave 10 said

Unit 7c. Famous firsts

Упр. 1. 1 character 2 early 3 awards 4 total

Упр. 2. 1 Profession 2 Date 3 Birth 4 famous

Упр. 3. 1 B 2 C 3 A 4 A

Упр. 4. 1 A 2 B 3 C 4 C 5 A 6 B

Unit 7d. Writing (a story)

Упр. 1. a) A 2 B 4 C 1 D 3; **b)** 1 C 2 A, D 3 B

Упр. 2. 1 Luckily 2 After 3 Finally 4 After 5 When

Упр. 3. (Ss' own answers)

Module 7. Grammar Practice

Упр. 1. 1 Were, was 2 was, was 3 Were, was, wasn't

Упр. 2. 1 stopped 2 came 3 met 4 made 5 found 6 tried 7 gave 8 was 9 spent 10 ate

Упр. 3. 1 Did you go, was 2 did you have 3 Did you meet, went 4 did you buy, bought

Упр. 4. 1 did she leave for work 2 did you have for breakfast 3 did you play football 4 did Sue meet on the bus 5 did the children find on the street

Упр. 5. 1 went 2 wanted 3 was 4 ate 5 decided 6 were 7 was 8 went 9 bought 10 had 11 visited 12 was

Упр. 6. 1 twice a week 2 live 3 saw 4 left 5 Do 6 We are trying 7 did 8 study 9 did 10 aren't

Упр. 7. (Ss' own answers)

Translator's corner

Упр. 8. a) I'm bored; busy streets; a quiet place; a modern hotel; to spend one's free time; to get an idea; to feel miserable, to look puzzled; **b)** to work in the mine; to move to another town; to travel by train/car; to introduce oneself; to talk about fantastic/beautiful castles; at the age of ten; to leave for Hollywood; to create/make up a character; in the past; the symbol of American dream.

Упр. 9. a) a. We saw a big house with a garden. The house looked empty. There were beautiful flowers in the empty garden. The garden was fantastic/wonderful! But we were scared. We could

Ключи к рабочей тетради

meet a ghost. It was late. We were tired and decided to knock. Suddenly the door opened. We saw a tall helpless old man. He introduced himself: "Mr Green". Mr Green invited us to come in. We wanted to help him prepare dinner/supper. **b.** Last Saturday my friend Ann invited me to the cinema. We met at the bus stop and went to the city center. We liked the film. Then we went to Ann's house. We had tea with cakes and sweets. We enjoyed the day/had a good time. On Sunday I read and watched TV. I had no classes. **b)** – Hi, Andrew. Where were you yesterday? I wanted to invite you to the computer club but couldn't find you. – Hi! It was Ann's birthday yesterday. She invited me. We had fun! – What did you choose for her present? – Sweets and flowers. Ann likes chocolate(s) very much. What did you do? Did you go to the cinema? – No, I didn't. I didn't find you and watched TV all day. Would you like to go to the computer club tomorrow? – I'd love to! (Sounds great!) Let's meet after school.

Unit 8a. *That's the rule*

Упр. 1. 1 d 2 c 3 a 4 b 5 f 6 e

Упр. 2. **a)** 1 hotel 2 mountain cabin 3 house 4 tent 5 flat 6 cottage

b) (Ss' own answers)

Упр. 3. 1 mustn't 2 mustn't 3 must 4 must 5 mustn't 6 mustn't 7 must 8 must

Упр. 4. **a) (Ss' own answers); b) (Ss' own answers)**

Unit 8b. *Shall we?*

Упр. 1. 1 fasten your seat belt 2 railroad crossing 3 do not disturb 4 feed 5 litter, bin

Упр. 2. **(Ss' own answers)**

Упр. 3. 1 A 2 B 3 B 4 C

Упр. 4. 1 Shall we, I'm sorry 2 How about, That's a brilliant idea 3 Sure 4 I don't really like

Unit 8c. *Rules & Regulations*

Упр. 1. 1 F 2 F 3 T 4 F 5 F 6 T

Упр. 2. 2 doesn't have to 3 have to 4 needn't 5 have to 6 have to 7 has to 8 have to

Unit 8d. *Writing (giving instructions)*

Упр. 1. **a)** a brochure; **b) Campers must:** listen to the lifeguard, wear suitable shoes in the pool area, use the barbecue pits only while at the campsite, keep their dogs on a leash, keep their site clean, check out at 11 am. **Campers mustn't:** climb or damage trees, run in the pool area, smoke in the pool area, dive into the water, take a table from another site without asking for permission.

Module 8. *Grammar Practice*

Упр. 1. 1 must 2 must 3 mustn't 4 mustn't 5 must

Упр. 2. 1 must 2 have to 3 don't have to 4 must 5 mustn't 6 has to 7 Do I have to 8 needn't 9 mustn't 10 has to

Упр. 3. 2 You must be quiet. 3 You mustn't eat or drink. 4 You must be careful with the books. 5 You mustn't leave books on the table when you leave. 6 You must put the books back in the right place.

Упр. 4. 1 A 2 B 3 A 4 B 5 B

Упр. 5. 1 She mustn't 2 They can't 3 You needn't 4 I don't have to 5 He needn't

Упр. 6. 1 You needn't wash the dishes. My sister will do it. 2 You mustn't eat in the library. It's not allowed. 3 I'm afraid you can't borrow my CD player. 4 You must be quiet during the lesson! It's the rule. 5 You must pay the rent on time.

Упр. 7. 1 better 2 the fastest 3 bigger than 4 more difficult than 5 the most expensive 6 the youngest 7 heavier 8 the most careless 9 much more 10 worse

Упр. 8. **(Предполагаемые ответы)**

1 Elizabeth's hair is shorter than Diana's. 2 This chair is the biggest of the three. 3 Gold jewellery is more expensive than silver. 4 The best way to deal with a headache is to relax. 5 My cooking is worse than my sister's.

Упр. 9. 1 This is the best programme on TV! 2 Paris is more beautiful than London. 3 Russia is colder than Spain. 4 I eat less than you. 5 My schoolbag is heavier than yours. 6 Is your dress more expensive than mine?

Translator's corner

Упр. 10. Block of flats; to get permission; the study week; to have overnight guests; school/university campus; to swim in the swimming pool; to wear a uniform; a historical building; to book tickets; in row two; to make noise; to remove food from the dining room; a crowded bus; the most intelligent/the smartest student in the class.

Упр. 11. **a)** Yesterday we went to the zoo, the biggest zoo in the country. I can't say I enjoyed it. There were signs everywhere: "Don't walk on the grass", "Don't feed the animals". I wanted to take pictures of the most beautiful animals but I couldn't come close to them because there were very many people. Some animals were sleeping and some were not very friendly. We couldn't have a picnic because there wasn't any place for that. It was Sunday yesterday and there were a lot of

Ключи к рабочей тетради

small children in the zoo. They made noise and shouted. Next weekend I'm going to the forest. I think it's a brilliant idea. You needn't think about a great number of (many) rules in the forest.
b) 1. My uncle is five years younger than my father. 2. My suitcase is heavier than yours. 3. Your sister is the most beautiful girl in the class. 4. Last year our basketball team was the most popular in the city. 5. The buses are more crowded than the trams. I'll go by tram. 6. It's the worst comedy. It's boring. 7. My bedroom is tidier than yours. 8. Your bag is cheaper than mine but it's more beautiful/prettier. 9. It's the most brilliant idea. 10. Peter is younger than Ann's brother but he's older than yours. **c)** – Mum, can my friends come to my place today? – Are you joking? You must tidy the flat today, do the lessons/your homework, go shopping/do the shopping. – I'll do everything. Can they come in the evening? – OK, but you mustn't make noise. I'll make a cake for you.

Unit 9a. Food & drink

Упр. 1. a) fish (4), potatoes (2), apples (7), meat (6), eggs (1); **b)** Milk and eggs are in the dairy section.

Bread is in the bakery section.

Meat and chicken are in the meat & poultry section.

Fish is in the seafood section.

Carrots, potatoes and apples are in the fruit & vegetable section.

Упр. 2. 1 some 2 a 3 much 4 an 5 a 6 a few 7 a 8 much

Упр. 3. a) a carton of milk; a bottle of oil; a piece of cheese; a kilo of oranges; a box of chocolates; a loaf of bread; **b)** 1 loaf 2 carton 3 piece 4 bottle 5 box 6 kilo

Unit 9b. On the menu

Упр. 1. a) 2 Pepper is a spice. 3 Peanuts are a snack. 4 Cake is a snack. 5 Crisps are a snack. 6 Waffles are a snack. 7 Lemons are fruit. 8 An apple is fruit.

b) 2 Peppers are hot and spicy. 3 Peanuts are salty. 4 A cake is sweet. 5 Crisps are salty. 6 Waffles are sweet. 7 Lemons are sour. 8 Apples can be sweet or sour.

Упр. 2. grilled chicken; roast beef; mineral water; soft drink; milk shake; fruit salad

(Ss' own answers)

Упр. 3. 1 F 2 A 3 G 4 C 5 D 6 B

Упр. 4. 1 go 2 'm cooking 3 buy 4 has 5 is making

Unit 9c. Let's cook!

Упр. 1. (Предполагаемые ответы)

boil: eggs, pasta, potatoes, carrots

fry: eggs, potatoes, fish, onions

dice: potatoes, carrots, onions

bake: pasta, potatoes, fish

peel: potatoes, carrots, onions

Упр. 2. 1 C 2 B 3 A 4 B 5 C 6 C

Упр. 3. 1 Would you like some dessert 2 May I take your order, sir 3 I'd like a Cola, please 4 Yes, I'd love that 5 I'm on a diet 6 Would you like a starter

Упр. 4. 1 10 2 red 3 eggs 4 fry 5 sprinkle

Unit 9d. Writing (a restaurant review)

Упр. 1. a) 1 D 2 B 3 C 4 A; **b)** 34 Maple Street

Starters: vegetable soup, green salad

Specialities: grilled chicken

Desserts: Pierre's apple pie

Prices: low

Упр. 2. (Ss' own answers)

Module 9. Grammar Practice

Упр. 1. 1 U 2 U 3 C 4 U 5 U 6 C 7 C 8 U 9 U 10 U 11 C 12 C

Упр. 2. 1 any 2 some 3 some 4 any 5 some 6 any

Упр. 3. 1 much 2 much 3 many 4 much 5 many 6 many

Упр. 4. 2 a lot 3 many 4 a lot 5 many 6 much

Упр. 5. 1 bowl 2 jar 3 piece 4 bottle 5 tin 6 packet 7 glass 8 carton

Упр. 6. 1 How many carrots are there? 2 I bought a packet of sugar. 3 Can I have some more coffee, please? 4 Would you like a cup of coffee? 5 There's a lot of sugar in the jar. 6 There aren't any pears left. 7 Have you got any milk in the fridge? 8 There aren't any oranges in the basket.

Упр. 7. 1. Did Dan come to school yesterday? No, he was ill. 2 Do you often cook, am cooking 3 did you spend, went, travelled 4 do, are staying, aren't feeling/don't feel

Translator's corner

Упр. 9. a) dairy products; a bottle of olive oil; a piece of cheese; a piece of butter; a packet of sugar; a jar of honey; a bar of chocolate; a sour lemon; a sweet melon; hot/spicy peppers; salty crisps; a milk shake; soft drinks; a waiter and a customer; to book a table; **b)** an idea of English/British food; traditional English breakfast at

Ключи к рабочей тетради

weekends; to try something else for a change to be on a diet; to go to restaurants on special occasions; thousands of fish and chips shops all over Britain.

Упр. 10. а) 1. Is there any milk and cheese in the fridge? – Yes, we've got some milk and cheese. There is no fruit and bread. I didn't go shopping yesterday. 2. Have we got anything for dessert? – Vanilla ice cream and a home-made apple pie. The pie is fresh; Granny made it two hours ago. 3. What are you doing? – I'm making fruit salad. It's my favourite dessert in hot weather. – Do you always cook at home? – No, Mum usually cooks, but today she's working. Yesterday my big brother cooked dinner. It was tasty!
б) Pancakes are one of the national Russian dishes. Home-made pancakes are popular in Russian families all over the country. You/one can buy pancakes with sour cream, mushrooms, cheese, caviar, apples, and honey in special cafés (called) "Blinnaya". Last Sunday we enjoyed pancakes with honey. Today I'm buying pancakes with mushrooms.

Unit 10a. Holiday plans

Упр. 1. A 3 B 4 C 2 D 1

Упр. 2. 1 A 2 C 3 B 4 C 5 B 6 C 7 C 8 A

Упр. 3. 2 She is going to learn some local dances. 3 They are going to sleep in a tent. 4 We are going to visit a museum.

Упр. 4. A: I'm going to explore a cave next summer. What are you going to do?

B: I'm not going to explore a cave. I'm going to go surfing.

A: I'm going to go on a cruise next summer. What are you going to do?

B: I'm not going to go on a cruise. I'm going to go sightseeing.

A: I'm going to spend my holidays at a hotel next summer. What are you going to do?

B: I'm not going to spend my holidays at a hotel. I'm going to go camping.

Unit 10b. What's the weather like?

Упр. 1. 1 dress 2 anorak 3 jacket 4 raincoat 5 shirt 6 skirt

Упр. 2. а) (Предполагаемые ответы)

2 It is sunny, bright and hot. 3 It is sunny and warm. 4 It is cold and snowy.

б) 2 I can see a T-shirt and a pair of shorts. 3 I can see a T-shirt and a pair of shorts. 4 I can see a sweater, a hat, a pair of jeans and a pair of boots.

с) (Ss' own answers)

Упр. 3. 1 will 2 is flying 3 is going to 4 are having 5 is going to see 6 will (on-the-spot decision) 7 will 8 will

Упр. 4. 1 B 2 C 3 C

Unit 10c. Weekend fun

Упр. 1. 1 have 2 play 3 go 4 do

Упр. 2. a 4 b 2 c 1 d 3

Упр. 3. 1 F 2 F 3 T 4 T 5 F 6 F

Unit 10d. Writing (a postcard)

Упр. 1. а) а. 'm going to **б.** cloudy, windy, rainy;
б) 1 Belgium 2 sunny 3 a few days 4 fruit festival 5 costumes 6 take

Упр. 2. b (a beach festival)

Упр. 3. (Ss' own answers)

Module 10. Grammar Practice

Упр. 1. Steve is going to travel abroad this summer. He isn't going to go camping. He is going to rent a car. He is going to buy some new clothes and he is going to go diving.

Olga isn't going to travel abroad this summer. She is going to go camping. She isn't going to rent a car. She is going to buy some new clothes. She isn't going to go diving.

Pete and Sam are going to travel abroad this summer. They aren't going to go camping. They are going to rent a car. They aren't going to buy new clothes. They aren't going to go diving.

Упр. 2. 1 He is going to eat. 2 He is going to blow out the candles. 3 She is going to watch TV.

4 They are going to buy some shoes. 5 He is going to be late. 6 He is going to take pictures.

Упр. 3. 2 They are going to go to sleep. 3 He is going to go sightseeing. 4 She is going to visit the Kremlin. 5 She is going to eat a sandwich. 6 She is going to rent one. 7 I am going to go to the supermarket.

Упр. 4. 1 is going to buy 2 I will open 3 will do 4 is going to drop

Упр. 5. 1 is flying 2 will go 3 visited, were 4 are meeting

Упр. 6. (Предполагаемые ответы)

2 No, I'm not. I'm going to see my mum. 3 Yes, I am going to ride around the park. 4 No, I'm not. I'm going to eat a burger. 5 Yes, I am going to go with my sister. 6 No, I'm not. I am going to call my best friend.

Упр. 7. 2 Is Mrs Smith going to visit her mum on Wednesday? No, she isn't. 3 Is Bill going to study

Ключи к рабочей тетради

for an exam on Tuesday? Yes, he is. 4 Is Nancy going to tidy her room on Friday? No, she isn't.

Translator's corner

Упр. 8. a) to go sightseeing; to stay at/in a hotel; to taste national/local food; to visit museums; chilly/cool weather; a brand new dress; to borrow an umbrella; to rent a car; to visit an old castle; to explore a cave.

b) in rainy weather; to stay with a family; to attend a performance; to go on a day trip down the Moskva River; find everything from matryoshka to caviar; to look forward to the weekend; on Saturday morning; to be keen on music; to be interested in books; to be fond of travelling; to go on an interesting tour.

Упр. 9. a) 1. I'm going to go on a sea cruise about Europe. 2. Why are you buying so many films? – I'm going to go to Greece on holiday. I want/'d like to take pictures of the sights and the sea. Last summer I brought terrific pictures from Scotland. I took pictures of the most beautiful castles and palaces. 3. It is going to rain. Can I borrow your umbrella? I left mine at my brother's.

b) It was rainy yesterday. We didn't go on a picnic. We had to stay at home. Our family discussed our plans for the summer holidays. We decided to go on a tour about England and Scotland. Mum likes cloudy chilly weather. She also wants to go shopping in England. Dad is interested in history and architecture of old castles. I'd like to talk/speak English to real Englishmen very much. Today is Monday (It is Monday today). My parents are at work. I'm studying the map of England and choosing the most interesting places to go to.

Revision Section

Modules 1 & 2

1 A 2 B 3 B 4 C 5 A 6 B 7 A 8 B 9 C
10 A 11 C 12 B 13 C 14 B 15 A 16 A
17 A 18 A 19 B

Modules 3 & 4

1 A 2 B 3 B 4 C 5 B 6 C 7 A 8 B 9 C
10 B 11 C 12 B 13 B 14 A 15 B 16 B
17 A 18 B 19 A 20 A

Modules 5 & 6

1 C 2 A 3 A 4 B 5 A 6 A 7 A 8 A 9 C
10 B 11 A 12 C 13 B 14 B 15 C 16 A
17 C 18 C 19 B 20 A

Modules 7 & 8

1 B 2 C 3 C 4 A 5 A 6 C 7 B 8 B 9 C
10 B 11 A 12 C 13 B 14 B 15 C 16 A
17 A 18 C 19 A 20 A

Modules 9 & 10

1 B 2 B 3 B 4 B 5 C 6 A 7 B 8 C 9 B
10 A 11 C 12 A 13 B 14 C 15 A 16 C
17 B 18 C 19 A

Revision on Tenses

Упр. 1. 1 is snowing 2 have 3 watches, doesn't have 4 Is Bob flying 5 is howling 6 Do your sisters make, try

Упр. 2. 1 went 2 Did you have 3 was 4 loved 5 didn't want 6 did you do 7 stayed 8 saw 9 enjoyed 10 Are you planning 11 don't think 12 is working 13 have

Упр. 3. 1 Will you help 2 is going to join 3 will order 4 are going to drop 5 isn't going to come 6 won't work

Упр. 4. 1 I won't 2 they didn't 3 he did 4 he doesn't 5 it is 6 I do 7 they aren't 8 they are

Ключи к парным заданиям

Module 1

(Предполагаемые ответы)

Student A

A: What's your first name?

B: Steve.

A: What's your surname?

B: Jones.

A: How do you spell that?

B: J-O-N-E-S.

A: How old are you?

B: I'm 16.

A: What's your home address?

B: 29, Palm Street, Montreal.

A: And your postcode?

B: WE5 7LM.

A: What's your telephone number?

B: 001-467-334256.

A: What nationality are you?

B: I'm Canadian.

A: What language(s) do you speak?

B: French.

A: What is your membership card number?

B: 3143.

Student B

B: What's your first name?

A: Beth.

B: What's your surname?

A: Smith.

B: How do you spell that?

A: S-M-I-T-H.

B: How old are you?

A: I'm 15.

B: What's your home address?

A: 32, Oak Street, Bristol.

B: And your postcode?

A: HD3 2PX.

B: What's your telephone number?

A: 0044-345-543607.

B: What nationality are you?

A: I'm British.

B: What language(s) do you speak?

A: English.

B: What is your membership card number?

A: 4954.

Module 2

(Предполагаемые ответы)

Student A

B: Is there a café in your neighbourhood?

A: Yes, there is.

B: Where is it?

A: It's next to the baker's.

B: Is there a library?

A: Yes, it's between the school and the bank. Etc.

Student B

A: Is there a bank in your neighbourhood?

B: Yes, there is.

A: Where is it?

B: It's next to the coffee shop.

A: Is there a library on the map?

B: Yes, it's opposite the bank and next to the post office.

A: Is there a school in your neighbourhood?

B: No, there isn't. Etc.

Module 3

(Предполагаемые ответы)

Student A

A: Excuse me, could you tell me the way to the Park Hotel?

B: Yes, it's up this street. Just go straight along Wordsworth Avenue. It's on your right.

A: Thank you.

B: You're welcome.

Student B

B: Excuse me, is there a café near here?

A: Yes, there's one on Apple Street. Go along Keats Street and turn right into Apple Street. Go straight on. The café is on the left side of the street, opposite the hospital.

B: Is it far?

A: Not really.

B: Thank you very much.

A: Don't mention it.

Module 4

(Предполагаемые ответы)

A: Do you enjoy painting?

B: Yes, I do. It's great fun.

B: Do you read books in your free time?

A: Yes, I do. Reading is interesting.

A: Do you like to go swimming?

B: No, I don't. It's tiring.

B: Do you think playing computer games is fun?

A: No, I don't. It's dull.

Module 5

(Предполагаемые ответы)

Student A

A: Where is the Halloween party?

B: It's at Bouji's Restaurant.

A: What time does it start?

B: It starts at 8 pm.

A: How much does it cost?

B: It costs £25 per person.

Ключи к парным заданиям

A: What does the price include?
B: You get a 3-course meal and entrance to the disco.
A: What is the telephone number?
B: 679679679.
Student B
B: Where is the firework display?
A: It's at St. George's playing field in Cosham.
B: What activities are there for children?
A: There's a circus and funfair.
B: How much is it to get in?
A: Entrance is free.
B: Oh, that's nice. Is there any food?
A: Of course. There are food stalls with hotdogs, candy floss and much more.
B: When does it open?
A: It opens at 9 am.

Module 6

(Предполагаемые ответы)

Student A
B: Where is Pete?
A: He's in Africa.
B: Why is he there?
A: He's on holiday.
B: Where is Pete staying?
A: At a hotel near the sea.
B: What activities is he enjoying in Africa?
A: He goes fishing every day and eats out at night.
B: How is the weather?
A: It's great.
Student B
A: What does Rosie's email say? Where are they going?
B: They are going camping.
A: What clothes are they taking?
B: Warm clothes – a raincoat, boots, a hat and lots of jumpers. But they are also taking swimming costumes.
A: How much is the campsite?
B: It's ten pounds per night.
A: Where can they buy food?
B: From the campsite shop.
A: When are they leaving?
B: On Friday.

Module 7

(Предполагаемые ответы)

Student A
A: Who's your favourite famous person?
B: Edson Arantes.

A: What's his nickname?
B: Pele.
A: Where was he born?
B: He was born in Brazil.
A: When was he born?
B: On October 23, 1940.
A: What was his job/occupation?
B: He was a football player.
A: What's he famous for?
B: He was top scorer in his league.
Student B
B: Who's your favourite famous person?
A: Mohandas Gandhi.
B: What's his nickname?
A: Mahatma.
B: What is the meaning of his nickname?
A: The Great Soul.
B: Where was he born?
A: He was born in India.
B: When was he born?
A: In 1869.
B: When did he die?
A: He died in 1948.
B: What was his profession?
A: He was a national leader.
B: What was he famous for?
A: He fought for human rights.

Module 8

(Предполагаемые ответы)

Student A
A: Where are the classes?
B: They're at the Lipton Leisure Centre.
A: How much do the courses cost?
B: They cost £20.
A: How long do the courses last?
B: Three weeks.
A: What time do they start?
B: At 7 pm.
A: How long are the classes?
B: They're one hour long.
Student B
B: When is the event?
A: On Sunday 30th August.
B: Where does it take place?
A: It takes place at Highbury Ground.
B: How much is the ticket?
A: It's £40.
B: When does it start?
A: The kick off is at 3 pm.
B: Where is the seat?
A: It's the first seat in row F.

Ключи к парным заданиям

Module 9

(Предполагаемые ответы)

Student A

A: How many tomatoes do you need to make the salad?

B: I need four tomatoes.

A: How many cucumbers?

B: Only one.

A: Is there cheese in the recipe?

B: Yes, goats' cheese.

A: How much do you need?

B: One block.

A: How much olive oil?

B: One cup.

A: How many people does the salad serve?

B: It serves four.

Student B

B: How much flour do you need to make the chocolate brownies?

A: One and a quarter cups.

B: How much sugar?

A: Only one cup.

B: Are there any eggs in the recipe?

A: Yes, there are.

B: How many eggs do you need?

A: I need three large eggs.

B: How much chocolate?

A: Two cups of semi-sweet pieces.

B: How long do you bake it for?

A: For about 20 minutes.

Module 10

(Предполагаемые ответы)

Student A

B: Is there a bathroom in the room?

A: Yes, there is.

B: Is there a TV room?

A: Yes, there is.

B: Are pets allowed?

A: No, they're not.

B: How much is it per week?

A: Some rooms are £65 per week without meals and others are £80 with meals.

B: What is the phone number?

A: It's 01263-441323, and you need to call after 5 pm.

Student B

A: Where is the cottage?

B: It's in Devon.

A: How many bedrooms are there?

B: There are four big bedrooms.

A: What are the special features?

B: There is a Jacuzzi, a fireplace, and a huge garden with a barbecue.

A: What is the price?

B: It's £400 a weekend for 4 people.

A: Is there a discount?

B: Yes, 20 per cent.

Тексты аудиозаписей к рабочей тетради

Unit 1b, ex. 4 (p. 2)

1 How old is Mark?

Mark: So, how old is your dad, John?

John: I think he's 50. How old is your dad, Mark?

Mark: I'm not sure, but I think he's 52.

John: What about you? How old are you?

Mark: I'm 15.

John: Oh really? You and my brother are the same age.

2 What nationality is Alan?

Alan: So, where are you from, Pete?

Pete: Paris.

Alan: Paris? Oh, are you French?

Pete: No, I'm not French. Both my parents are Spanish but we live in Paris. How about you? You're English, aren't you?

Alan: No, not English, American. I'm from Los Angeles.

Pete: Los Angeles! Cool! Is it as pretty as they say it is?

3 Which phone number is Tim's?

Mary: What's your number, Paul?

Paul: 3-4-5-3-4-7.

Mary: But it can't be! That's Tim's number. Do you live together?

Paul: No, we don't. What's Tim's number?

Mary: 4-3-5-3-4-7.

Paul: That's not my number. The first two numbers are different. Mine is 3-4-5-3-4-7 not 4-3-5-3-4-7.

Unit 2c, ex. 3 (p. 7)

(a recorded message/answering machine)

Hi, Sally! This is Steve! I know you're invited to Peter's birthday party on the 21st. I think it's on Saturday. Oh no, sorry! Let me think. It isn't on Saturday. It's on Sunday at 7 pm. Well, I thought we could meet in front of that coffee shop that's right next to the bank. No, wait. Actually, it isn't next to the bank. Now that I think about it, it's just opposite the library. Let's say we meet there around 6 o'clock? That's probably too early. Let's make it 6.30 instead. See you there! Bye.

Unit 3c, ex. 3 (p. 11)

TRAIN DEPARTURE

(chime) This is a station announcement. Would all passengers travelling on the ten-fifteen Great Western service from London Paddington to Bristol Parkway please note that this service departs from platform four today and not from platform Eleven. The ten-fifteen London to Bristol Parkway service departing from platform Four.

TRAIN ARRIVAL

(fade in) ... this service is reported to be running approximately five minutes late. *(pause)* The train now approaching platform three is the twelve-thirty Transpennine Express service from Liverpool to Leeds. Passengers are reminded to stay behind the yellow line until the train has come to a complete halt. Platform Three for the twelve-thirty Transpennine Express service from Liverpool to Leeds.

Unit 4c, ex. 4 (p. 15)

Mike: What's your schedule like, Bob?

Bob: Busy! I have a very busy schedule. I wake up at 7.00, take a shower and have breakfast at 7.30.

Mike: That's early! I don't wake up until 8.00. But then I don't start school until 9.00.

Bob: Lucky you! I have to be at school by 8.00.

Mike: And what time do you finish school?

Bob: At 2.00.

Mike: What do you do after school?

Bob: I go to the gym with my friends. You know, the one near my house.

Mike: Yes, I know it. How long do you exercise for?

Bob: Hmm, let's see. I start at 4.30 and leave around 6.00.

Mike: Wow! That's great!

Bob: I really like exercising but I can't stay any later than 6.00 because I have piano lessons at 6.45.

Mike: You have piano lessons every day?

Bob: Every day, except for Thursdays and weekends.

Mike: What do you do on Thursdays after school? Do you go home and relax?

Bob: No, I have football practice for 2 hours. After that I go home, do my homework and have dinner.

Mike: And at weekends?

Bob: Most weekends I go camping with my parents.

Mike: That sounds like a lot of fun.

Bob: It is! And I need it after such a busy week!

Unit 5a, ex. 4 (p. 17)

Tina: What time is it, Phil?

Phil: It's half past seven.

Tina: Oh, no! The party starts at eight and we still have so much to do!

Phil: Don't worry, there are four of us. We'll all work together and everything will be ready on time. So what still needs doing?

Тексты аудиозаписей к рабочей тетради

Tina: Well, somebody has to finish the decorating.

Phil: Harry is doing that. He's moving the furniture and making decorations for the sitting room.

Tina: Are the balloons ready?

Phil: Yes, they are. John is hanging them up around the house and garden.

Tina: What about the food?

Phil: Don't worry, I'm taking care of that. The cake's almost ready and all I have left to do is make the sandwiches.

Tina: Great. And I'm taking care of the music. I've just about finished organizing the CDs and the stereo.

Phil: So there you go! Everybody is busy and there's nothing to worry about.

Tina: Yes, I suppose you're right.

Unit 6c, ex. 2 (p. 23)

Sally: Alex! Hi! I wanted to talk to you about something.

Alex: Hi, Sally. What's up?

Sally: I wanted to talk to you about the drama club. I thought you might like to join.

Alex: Are you kidding? I hate plays.

Sally: You do not! I think you'd be a great actor.

Alex: I think acting is dull. I'm more interested in writing.

Sally: Now that's something I can't stand! But you're good at it. Here's your big chance! We write our own plays! So, you write a play and we present it. Okay? What do you think?

Alex: Oh, well, all right. So when do you meet? On Mondays?

Sally: Not any more. The club meetings are on Thursdays now, not on Mondays.

Unit 7c, ex. 3 (p. 27)

Teacher: Quiet everybody, please. Peter is going to present his project. Listen carefully because I expect you to ask questions afterwards. You may begin, Peter.

Peter: Marie Curie was the most famous woman scientist of her day. She was born in Poland in 1867. Both of her parents were teachers. Because her mother died when she was very young, Marie had to work from a very young age in order to help her family. When Marie was 24, she moved to Paris where she attended university at the Sorbonne. She studied maths and physics and she was a good student. She worked with Pierre Curie, another researcher in physics. They married in 1895. Together, they discovered radium and polo-

nium. In 1903, Marie Curie received the Nobel Prize in Physics. She was the first woman to ever win a Nobel Prize. She shared this prize with her husband and Henri Becquerel, a man who had helped them with their research. Marie won another Nobel Prize in 1911. Marie Curie is now known as Madame Curie and the results of her studies are still helping people who suffer from certain illnesses. Madame Curie was indeed one of history's greatest minds.

Unit 8b, ex. 3 (p. 30)

A: There's a new museum in our town. Did you know that?

B: No, I didn't. Why don't we visit it?

A: That's a brilliant idea! And look, I've got a brochure that tells you all about it.

B: Great. Does it say what days it's open?

A: Yes, it says it's open every day, Monday to Friday.

B: That sounds good. Maybe we can go one day after school. What time does it close?

A: Uh, it's open from 10 am till 6 pm.

B: That's perfect. We can go straight after school. And how much do we have to pay to get in?

A: It's £2.50.

B: Does it say anything about the Modern Arts Section? We can't miss that!

A: Let's look at the map ... It's right here! On the second floor.

B: What's on the first floor?

A: An exhibition of old paintings.

B: Wow! Are there any shows at the museum?

A: Shows, shows ... Oh, yes! Here it is. Yes, there are shows every Friday at 3 o'clock.

B: Let's go on Friday, then!

A: That's fine by me.

Unit 9c, ex. 4 (p. 35)

Hello, everybody! Welcome to the programme! Today I'm going to tell you an easy way to prepare a delicious western omelette. Now, it takes about 10 minutes to prepare all the ingredients and about another 10 minutes to actually cook the omelette. This recipe, by the way, serves 2 people. So, here are the ingredients you'll need: 1 teaspoon of butter, 1 tablespoon of diced green peppers, 1 tablespoon of diced red peppers, 1 tablespoon of diced spring onions, 4 eggs, and 4 tablespoons of diced cheese. Remember, it's very important that you have all the ingredients ready before you start cooking. So, let's get started! First,

Тексты аудиозаписей к рабочей тетради

melt the butter in a large frying pan. Then, fry the red and green diced peppers together with the diced spring onions. Beat the eggs in a bowl and pour them over the vegetables. When the omelette is almost cooked, sprinkle the cheese over it. Now, fold the omelette in half and continue cooking until ready. Serve immediately and ... enjoy it!

Unit 10b, ex. 4 (p. 38)

Good morning, everyone! You are listening to F.U.N, ninety-eight point three FM Radio, the radio station that rocks! It's time now for the eleven

o'clock weather forecast. It's a lovely sunny day out there, but it looks as if we're going to be in for some rain later in the afternoon. Don't forget to take your umbrellas with you! The temperature outside our studios is 20 degrees Celsius right now, but we're expecting it to fall to 18, no sorry, 16 degrees Celsius by this evening. Tomorrow, you can expect some cloudy periods with a temperature of around 18 degrees Celsius. We'll be back with another live weather update in just about an hour or so. So for now, turn up the volume and enjoy this latest hit from Scottish band ...
(fade)

Ключи к заданиям книги для чтения

Before reading

The Author

- 1 Lewis Carroll wrote *Alice's Adventures in Wonderland*.
- 2 His real name was Charles Lutwidge Dodgson.
- 3 He was born on the 27th of January 1832 in Daresbury, Cheshire, England.
- 4 There were eleven children in his family.
- 5 He enjoyed doing magic tricks, putting on puppet shows and writing poems.
- 6 He went to Rugby School.
- 7 His hobby was photography.
- 8 She was a girl to whom Charles used to read stories.
- 9 They began as stories Charles used to tell to the Liddell girls.
- 10 He died on the 14th of January 1898 in Guildford, Surrey, England.

Background

- 1 Charles Dodgson **loved** children.
- 2 Lorina, Edith and Alice were **sisters**.
- 3 Charles and a friend went rowing on the River **Thames** with the Liddell girls.
- 4 Alice wanted a story with **nonsense** in it.
- 5 Alice asked Charles to **write** the story of Alice's adventures for her.
- 6 Charles Dodgson published *Alice's Adventures in Wonderland* in **1865**.
- 7 The story is **one of the most popular in the world**.

The Plot

Alice – a girl who falls down a rabbit hole

river – where Alice sits with her sister

White Rabbit – is very worried because he is late

rabbit hole – what Alice follows the White Rabbit into

strange new world – a place where very funny things happen

talking animals and birds – strange creatures Alice meets in Wonderland

strange people – unusual people Alice meets in Wonderland

Mad Hatter – Alice has tea with him

magic cakes and drinks – things Alice eats and drinks that change her size

Wonderland – very magical but strange place

smaller and bigger – what happens to Alice after having magic cakes and drinks

March Hare – Alice also has tea with him

King and Queen of Hearts – Alice plays croquet with them

The Characters

- 1 Alice
- 2 a) The Duchess b) The Queen of Hearts
- 3 The March Hare
- 4 The White Rabbit
- 5 Alice
- 6 The King of Hearts
- 7 The Mad Hatter
- 8 The Duchess
- 9 The Cheshire Cat
- 10 The Mock Turtle

Episode 1

Before reading

1 I can see: a rabbit, a tree with a door, a river, flowers, a hole, a clock, a watch, some candles, a pink dress, a hat, playing cards, a tunnel, and a waistcoat.

2 The rabbit is going down a tunnel. Alice follows the rabbit because he is very strange.

While reading

3 1 T 2 T 3 T 4 F 5 F 6 T

After reading

4 Alice follows the rabbit because she is bored and he is very strange. She ends up in a long, low room with doors all around it. She could try to get out of the room by climbing out of the tunnel or finding a key to one of the doors. She might find a key in the next episode.

Episode 2

Before reading

1 Alice is in a room with two doors. She is holding a bottle in one picture and a cake in the other picture. She is going to drink the liquid in the bottle and eat the cake.

2 Alice will probably use the gold key on the glass table to open the tiny door. She will drink the liquid in the bottle and become small. She will then eat the cake in the glass box, grow too tall and hit the ceiling.

While reading

3 1 She finds a tiny door behind the curtain.

2 She can't fit/go through the tiny door. **3** She becomes small. **4** She grows and grows until her head hits the ceiling. **5** She is once again too big to fit through the door.

After reading

4 I don't think it's a good idea to eat strange things because you don't know what they are or what could happen to you. When you are very small you can't reach things that you want. When you are very tall, you can reach everything. Another title for this episode could be "Alice Becomes Trapped". Alice will find another way out of the room in the next episode.

Ключи к заданиям книги для чтения

Episode 3

Before reading

1 The picture is of a room filled with water from Alice's tears.

2 Alice cries because she can't get out of the room. Her tears fill the room and make a deep pool. She meets the rabbit again and he helps her become small.

While reading

3 1 Alice sees the White Rabbit. 2 The White Rabbit drops a fan and a pair of gloves. 3 Alice picks up the fan and gloves. 4 Alice becomes small again. 5 Alice drops the fan on the floor. 6 Alice tries to open the tiny door. 7 Alice tries to get the key. 8 Alice falls into some water. 9 Alice sees a mouse, a dodo, a duck and a baby eagle. 10 Alice and the animals swim to the shore.

After reading

4 I think Alice is confused because she grows too big and can't get out of the room, then she grows small but can't reach the key once again. She finally falls into a pool of water that she has made with her own tears. Alice and the creatures will probably swim to the shore and get out of the room.

Episode 4

Before reading

1 1 The animals are running along the shore. 2 Alice is happy that she is out of the room. 3 The animals are looking at Alice as if they are upset with her. 4 She is surprised that the animals are unhappy with her.

2 The animals run a race to dry off. The race is strange because it is a strange way to dry off.

While reading

3 1 **Dinah** can catch birds. 2 **The Dodo** wants to run a race. 3 **Alice** gives the animals sweets. 4 **The Mouse** ran away. 5 **Alice** misses her cat. 6 **The Dodo** says that everyone is the winner.

After reading

4 The animals and birds go away from Alice because she talks about her cat Dinah and how she likes to catch birds and mice. Alice is very sad at the end because she scared away all the animals. Alice will probably walk away from the shore and meet other creatures.

Episode 5

Before reading

1 Alice is in front of White Rabbit's house. Alice can perhaps get some help.

2 Alice is going to grow big inside the house.

While reading

3 1 gloves 2 maid 3 bedroom 4 big 5 window 6 chimney 7 stones 8 wood

After reading

4 1 Pat, Bill and Mary Ann work for the White Rabbit. The White Rabbit shouts at them when he speaks to them. 2 I don't think the White Rabbit is a good boss. He shouts at his helpers and is very bossy. 3 Alice puts cakes in her pocket so she can grow smaller again if she needs to. 4 Alice is going to find more people to meet.

Episode 6

Before reading

1 Alice sees another little house.

- A man in uniform opens the door.
- Alice goes into the house.
- The cat smiles at Alice.
- The Duchess gives the baby to Alice.
- Alice takes the baby outside.

While reading

2 1 F 2 T 3 F 4 T 5 F 6 F

After reading

3 I think Alice feels confused and scared because the Duchess is shouting at her baby and telling the cook to cut her head off. The Duchess is scary because she yells at her baby and Alice. I don't think the Duchess is a good mother because she gives her baby to Alice. A good mother would not give her baby to a stranger. Alice is surprised when the baby turns into a pig and realises why the Duchess was calling it that. Alice is probably going to wander around the wood and try to find a friend.

Episode 7

Before reading

1 The March Hare seems to be very silly. The Dormouse seems to be bored and tired. The Hatter seems to be friendly and is listening to the March Hare. The Cheshire Cat also seems friendly and wants to help Alice.

Ключи к заданиям книги для чтения

While reading

2 1 The Cheshire Cat tells Alice to visit the March Hare and the Mad Hatter. He says they are both mad. 2 Alice decides to visit the March Hare first. 3 The March Hare's house has fur on the roof and chimneys shaped like ears. 4 The March Hare is in his garden sitting at a table with the Hatter. 5 Alice thinks the March Hare is rude because he offers her lemonade but there is only tea. 6 Alice leaves the table because she is very angry. The March Hare and the Hatter are being very rude to her.

After reading

3 1 I think the March Hare and the Hatter are rude. They say things that don't make sense and yell at Alice when she doesn't understand. 2 I feel bad when people are rude to me. It makes me feel upset and I don't want to be with them. 3 I think it is important to be polite because people are nicer to you when you are polite. 4 I would not like to have tea with the March Hare and the Hatter because they don't make any sense and you don't know what's going to happen next. 5 Alice is probably going to leave these mad creatures and wander around the wood to find someone who might help her.

Episode 8

Before reading

1 Alice is meeting the King and Queen of Hearts and their servants. Alice is playing croquet with the Queen of Hearts using flamingos as mallets and hedgehogs as croquet balls.

2 Alice will probably find a door in a tree, become small again and go through the door. She will enter the beautiful garden she saw at the beginning of the story. She will then meet the King and Queen of Hearts and play croquet with them.

While reading

3 1 Alice 2 The gardeners 3 The King 4 The soldiers 5 The Queen 6 Alice

After reading

4 People are scared of the Queen because she threatens to cut off their heads. The Queen seems bad because she yells a lot, but she may not mean what she says. Perhaps the Queen shouts a lot because she is surrounded by crazy people.

Episode 9

Before reading

1 The Mock Turtle is a very sad creature. There is a bird-like creature with lion's feet that Alice

dances with. The Cheshire Cat, the Duchess, the Queen, and one of the soldiers are also present.

2

- Alice meets the Cheshire Cat again.
- The Duchess is angry with Alice.
- Alice meets a Gryphon and a Mock Turtle.
- The Mock Turtle tells Alice a story.
- Alice is scared of the Gryphon.
- Alice dances with the Gryphon.

While reading

3 1 The Duchess is happy to see Alice. 2 The Duchess is very ugly. 3 The Queen wants Alice to meet the Mock Turtle. 4 The Mock Turtle is very sad. 5 The Mock Turtle tells Alice a story.

After reading

4 1 I don't think the Mock Turtle likes being sad but perhaps he misses his old school under the sea. 2 Alice listens to the Mock Turtle's story because she wants to be polite. 3 The Queen of Hearts will shout "Off with his head!" at the trial. 4 People have trials to find out who is guilty of a crime.

Episode 10

Before reading

1 The trial is probably about some stolen tarts. The King of Hearts will be the judge and the Hatter will be a witness. Alice will end up back by the side of the river.

While reading

- 2 7 The king tells Alice that she is too tall.
- 3 The White Rabbit calls the first witness.
- 2 Alice sees a plate of tarts.
- 8 The playing cards fly into the air.
- 4 The King tells the Hatter to go away.
- 1 Alice and the Gryphon go into the courthouse.
- 9 Alice wakes up.
- 10 Alice tells Edith about her strange dream.
- 6 The White Rabbit calls Alice.
- 5 Alice starts to grow again.

After reading

3 Alice is happy that she is not in Wonderland anymore because she was at a trial and she might have been found guilty of a crime. Alice probably does not want to go back to Wonderland because it is very strange and full of nonsense. Alice is very brave because she wasn't afraid to say how she felt to the characters in her dream.

Ключи к заданиям книги для чтения

Final Comprehension Quiz

1 A 2 B 3 B 4 B 5 B 6 A 7 C 8 A 9 A
10 B

(Предполагаемые ответы)

- My favourite character in Wonderland is Alice because she is friendly and brave.
- I didn't like the Queen because she yelled a lot.
- I would like/not like to go to Wonderland because it is strange and unusual.
- The strangest thing in Wonderland is growing bigger and smaller.
- I often have strange dreams. One time, I had a dream about falling from a tall building. It made me wake up!

Project

(Предполагаемый ответ)

Alice lived in a quiet village with narrow streets and a few old empty houses. Every Saturday after breakfast, she usually ran off outside to join her friends in search of fun and adventure.

One Saturday in July however, Alice had to study for a test the following Monday and so she put a blanket down on the grass at the back of the house to have peace and quiet away from her brother. It was lovely and warm and soon she fell asleep.

Just then, her friends passed by and told her they were going to explore one of the old houses. Alice decided to go too. They chose the one with the broken windows and the low roof. It looked more interesting than the others. Wearing

her favourite pink shorts and T-shirt, she slowly pushed open the small wooden door and led the others inside into the darkness. As they stood still to try and get used to the shadows, they all suddenly screamed and screamed as the floor opened up under them. They fell down through the darkness until they landed on something soft. Fortunately, one of the girls had a torch with her and so they could see that they were now in a cellar under the old house and sitting on lots and lots of old clothes. "Wow, this is amazing! These are from the hippy era!" exclaimed Alice. "I remember my mum telling me about the styles that she used to wear back in the 70s. Come on. Let's take as many as we can. Mum will be able to tell us who they belonged to and we could even wash them and have a fancy dress party!" The girls gathered up as much of the clothing as they could and started to look for a way out. As Alice shone the torch up to the ceiling, she could see that there was a wooden staircase over in the corner. It seemed to be strong enough and so they slowly started to climb back up into the darkness of the main house and then out into the light of day. "Alice, Alice. Are you awake? What's this fancy dress party you're talking about?" asked her mum in surprise. "Oh, ... my goodness. I had such a strange dream."

She told her mum all about the unusual clothes in the cellar of the old house. "That certainly was a strange dream, but now it's time for lunch..."

Пьеса «Алиса в стране чудес»

Действующие лица:

Алиса
Эдит
Белый Кролик
Мышь
Додо
Утка
Звери и птицы
Пат (Морская Свинка)
Билл (Ящерица)
Человек-Рыба (Лакей-Лещ в переводе Н. М. Демуровой)
Человек-Лягушка (Лягушонок в переводе Н. М. Демуровой)
Герцогиня
Кухарка
Чеширский Кот
Мартовский Заяц
Шляпник (Болванщик в переводе Н. М. Демуровой)
Мышь-Соня (роль без слов)
Солдат

Рекомендации по постановке

Сцена 1

Свет зажигается. Все участники спектакля в костюмах выходят на сцену. Звучит музыка A World Full of Magic. Участники исполняют песню, обращаясь к зрителям.

Музыка заканчивается, и актеры уходят со сцены. Свет гаснет.

Свет зажигается. Занавес открывается. Темная сцена освещена лишь прожекторами, направленными на рассказчика и двух сестер, Алису и Эдит, которые лежат на подстилке на лугу – греются на солнышке. Эдит читает книгу, а Алиса, очевидно, скучает.

Король Червей
Королева Червей
Королевские Гости (Игральные Карты)
Грифон
Черепаша Квази (в переводе Н. М. Демуровой)
Рассказчик(и): минимум один ученик в костюме игральной карты

Сценарий и общие рекомендации по постановке

Количество ролей в пьесе можно легко изменить в соответствии с количеством участников спектакля. Например, там, где детей меньше, учащиеся могут играть не одну, а несколько ролей. Там, где детей больше, чем ролей, роли рассказчиков могут быть расписаны на несколько человек. Костюмы рассказчиков должны соответствовать содержанию пьесы – это могут быть, например, костюмы игральных карт. Рассказчики стоят с левой или правой стороны сцены.

Сценарий

Сцена 1

Песня A WORLD FULL OF MAGIC

We can show you magic things

We can make you smile

Join us in a wonderland

Stay here for a while

ХОР (припев):

A world full of magic

So wonderful and new

A world full of magic

Is waiting here for you

A world full of magic

So wonderful and new

A world full of magic

Is waiting here for you

We can travel far away

Let us show you how

Come with us to Wonderland

Let's all go there now

ХОР (припев)

Рассказчик: Alice and Edith sat out in the sun. But Alice was bored and she wanted some fun.

Just then a rabbit came hurrying by. He looked at his watch and he shouted:

Пьеса «Алиса в стране чудес»

Свет зажигается. Белый Кролик выходит на сцену с левой стороны и останавливается рядом с девочками, чтобы произнести слова своей роли. Он очень взволнован и обеспокоен. Он достает из кармана жилетки карманные часы, смотрит на них и впадает в ужас. Сказав свои слова, он тут же убегает в правую кулису.

Алиса вскакивает и говорит свою роль.

Белый Кролик в панике бежит по сцене, когда начинается музыка (проигрыш к песне). Он останавливается в центре сцены и исполняет первый куплет. Остальные участники спектакля могут исполнять всю песню вместе с ним (хором), стоя по сторонам сцены, или петь хором только припев. Между куплетами Кролик может продолжать в панике бегать по сцене.

Алиса говорит свои слова и бежит за Кроликом.

Белый Кролик убегает в правую кулису. Алиса останавливается около «норки», говорит свои слова и уходит в правую кулису.

Свет гаснет, остается только прожектор на Рассказчике.

Сцена 2

Свет зажигается. Длинная комната с дверями со всех сторон, посреди комнаты — стеклянный столик, на нем — пузырек (с наклейкой «Выпей меня!») и маленький золотой ключик. Под столом — маленькая стеклянная коробочка с пирожным. С левой стороны сцены на высоте колен — шторка, прикрывающая маленькую дверцу.

Белый Кролик: Oh my! Look at the time, now! I'm terribly late!

Алиса: I want to come, too! Mr Rabbit, please wait!

Песня I'M LATE!

ХОР (припев):

I'm late, I'm late, I'm late,

Oh! It really is a crime!

I'm always in a hurry,

But I'm never quite on time!

I'm going to be in trouble

The Duchess hates to wait

She's going to be so angry

'Cause I'm late, I'm late, I'm late!

ХОР (припев)

What am I going to do now?

I just can't miss this date

But, oh, my ears and whiskers!

I'm late, I'm late, I'm late!

ХОР (припев)

People often tell me

Time doesn't wait for men

But I am just a rabbit

And I'm late, I'm late again!

Алиса: Don't go without me! Please stop! Turn around!

Рассказчик: The rabbit ran into a hole in the ground.

Алиса: That's where his house is! I'm going in, too!

Рассказчик: She went down the hole. What a brave thing to do! Falling and falling, down into the ground. She landed at last and she looked all around.

Сцена 2

Пьеса «Алиса в стране чудес»

Алиса ходит по комнате, то показывая, то беря в руки предметы и называя их. Золотым ключиком она открывает маленькую дверцу, заглядывает в нее и видит там чудесный сад. Она огорчается, что не может пролезть в дверцу.

Алиса берет пузырек со стола и выпивает содержимое. Свет гаснет, и сцена наполняется цветными бликами.

Свет зажигается: та же комната, но декорации поменялись. Стол, пузырек, ключик, двери, шторка и др. заменены на более крупные, чтобы Алиса казалась совсем маленькой.

Алиса радостная бежит к маленькой дверце, довольная, что теперь может пройти в нее. Обнаружив, что дверь заперта и что ключ на столе, а достать его она теперь не может, она опять огорчается. Тут она видит пирожное в коробочке под столом — и съедает его. Свет гаснет, и сцена снова наполняется цветными бликами.

Свет зажигается: та же комната, но декорации поменялись к прежнему состоянию — все гораздо меньших размеров. Теперь Алиса кажется опять больше.

Алиса берет ключ и бежит к дверце — и видит, что опять не может пролезть в нее. Она кладет ключ обратно на стол, садится на пол и начинает плакать.

В правой кулисе слышатся шаги.

Справа на сцену выходит Белый Кролик. Он держит в руках веер и пару белых перчаток и выглядит взволнованным и обеспокоенным. Он стоит с правой стороны сцены и говорит свои слова. Затем он видит Алису. Он вскрикивает, роняет перчатки и веер и убегает в правую кулису.

Алиса встает, поднимает перчатки и веер и убегает вслед за Кроликом. Свет гаснет, и сцена наполняется цветными бликами.

Свет зажигается: та же комната, но опять поменялись декорации. Опять все большое: стол, пузырек, ключ, двери, штора, перчатки, веер — так что Алиса снова кажется маленькой. На этот раз на полу большие куски целлофана или ткани («лужи слез», наплаканные Алисой, когда она была большой).

Алиса: Look at this table, and look at this key. It opens this door, but it's too small for me. Look at that garden! I want to go there. But I'm far too big! Oh, it's really not fair!

Wait! There's a bottle! What is it? Let's see. The label says "DRINK ME!". It must be for me!

Now I am smaller, so I can go through!
But the key's on the table! Oh, what can I do?
Look! There's a cake here, with "EAT ME!" on top.

Oh good! Now I'm taller! That's tall enough! Stop!
Now I'm too big! I can't fit through the door!
I don't think I like this strange room any more!

Рассказчик: Alice cried quietly. Her tears made a lake.

Алиса: Oh, why did I eat all that horrible cake?

Рассказчик: Then she heard footsteps. The rabbit was near.

Белый Кролик: Oh my ears and whiskers! I'm so late! Oh dear! I must give the Duchess these gloves and this fan.

Рассказчик: But then he saw Alice. He screamed, and he ran.

Алиса: Wait! You dropped something! Oh, come back here, please! You know that the Duchess is waiting for these!

What's happening now? I keep changing today!

Пьеса «Алиса в стране чудес»

Алиса бросает веер на пол. Она пытается взобраться на столик, чтобы достать ключ, но падает прямо в «лужу слез». Учащиеся, одетые в костюмы черного цвета или цвета воды, держась за концы кусков ткани, изображают движение воды — волны. Алиса озадаченно «плещется».

Мышь, Додо и Утка вместе с другими мелкими зверушками и птицами появляются на сцене с правой стороны и также вынуждены «плескаться» в воде. Мышь при этом выглядит несчастной, а птицам вроде бы все равно. Они плавают и произносят свои слова.

Алиса выглядит уставшей от плавания. Она показывает на что-то справа и плывет в том направлении. Мышь, Додо и Утка вслед за ней «уплывают» со сцены. Свет гаснет.

Сцена 3

Свет зажигается. Алиса, звери и птицы — на берегу на траве. Они «тряхивают с себя воду».

Некоторое время они бегают по кругу в центре сцены, затем останавливаются — все в разное время — так, что невозможно определить, кто победил в забеге. Каждый показывает на себя, как будто он победитель.

Алиса обращается к Додо, тот некоторое время размышляет, перед тем как сказать свои слова.

Алиса ищет что-то в карманах платья и достает коробочку с конфетами. Она угощает всех зверей и птиц, каждый берет по конфете, все садятся в центре сцены, чтобы съесть их. Алиса обводит зверей тоскующим взглядом. Она скучает по своей кошке и жалеет, что ее нет рядом.

Когда Алиса упоминает ее, звери и птицы полны ужаса и отвращения — все они среди тех, кого кошка может съесть.

Алиса зажимает свой рот, понимая, что она сказала. Все звери и птицы встают и постепенно уходят в правую кулису.

The fan makes me small! I must throw it away!
Look! Now I'm tiny! But wait!
Where's the key? And what's all this water? Am I in the sea? Now I remember!
This isn't the sea! It's the tears that I cried! Oh, how silly of me!

Мышь: What's all this water? I'm cold and I'm wet!

Додо: He doesn't like water. It makes him upset.

Утка: Swimming is lovely. There's no need to shout.

Мышь: I don't like it at all, and I want to get out!

Алиса: I'm tired, too. I can't swim any more. Come on, everyone, let's all go to the shore!

Сцена 3

Додо: Now we're all wet, but I've got a good plan! We must all run a race!

Рассказчик: So they ran and they ran.

Алиса: Who is the winner? Nobody agrees!

Додо: We ALL won the race! Give us ALL prizes, please!

Алиса: Here are some sweets. You can have all of these.

Утка: Oh yes! I love sweets!

Мышь: But I'd rather have cheese.

Алиса: This is so lovely, but I miss my cat.

Мышь: What did she say?

Утка: Did she really say that?

Алиса: She can catch birds and — Oh! What did I say?

Додо: We really must go!

Алиса: Oh, please, don't go away!

Мышь: It's time to go home now!

Пьеса «Алиса в стране чудес»

Алиса сидит, подперев лицо руками, — она уже от всего устала.

Белый Кролик выходит на сцену слева. Он смотрит по сторонам, как будто что-то ищет.

Алиса тоже начинает озираться.

Кролик видит Алису и принимает ее за свою служанку. Он грозит ей пальцем, как будто выговаривая ей за что-то.

Алиса вскакивает и убегает в левую часть сцены. Там она останавливается, говорит свои слова и уходит. Свет гаснет.

Сцена 4

Свет зажигается. Дом Белого Кролика. Опрятная, чистенькая комната со столом в центральной части сцены. На столе несколько пар белых перчаток, веер и пузырек.

Алиса выходит на сцену справа и тут же справа останавливается, чтобы произнести первые две строчки своих слов. Затем она подходит к столику в центре сцены и рассматривает его до того, как продолжить свои слова. Алиса берет со стола пузырек и выпивает содержимое.

Свет гаснет, и сцена наполняется цветными бликами.

Свет зажигается. Алиса сидит в маленьком домике (можно вырезать из картона), который едва вмещает ее, так что она опять кажется большой. Ее рука торчит из окна.

Белый Кролик выходит из правой кулисы перед сценой, а не на сцену — так он кажется меньше Алисы. Билл и Питер выходят с левой стороны и встают перед сценой — рядом с Белым Кроликом.

Пат идет к окну домика, но Алиса отбрасывает его рукой. Он сбегает влево со сцены, как будто его отбросило с силой. Билл идет к каминной

Утка: Goodbye!

Додо: Yes, goodbye!

Алиса: No-one here likes me, but I don't know why.

Белый Кролик: Where did I put them? Oh no! Oh dear me!

Алиса: The Duchess's things! Oh, now, where can they be?

Белый Кролик: What are you doing out here, Mary Ann? Run home and get me some gloves and a fan!

Рассказчик: Alice ran quickly.

Алиса: I'm not Mary Ann. But I'm going to get him some gloves and a fan.

Сцена 4

Алиса: This is his house. He lives here, I'm sure. It's small and it's neat, and his name's on the door. Here are the white gloves, and here is the fan. Now, I must find the rabbit as fast as I can. Wait! Here's a bottle! It's magic, I think.

Рассказчик: She opened the bottle and finished the drink.

Алиса: Good! Now I'm growing! I hate being small. I want to be big and I want to be tall!

Рассказчик: Alice grew bigger. She sat on the floor.

Алиса: Please stop now! I don't want to grow any more!

Белый Кролик: Who's in my bedroom? Get out here, I say! Come here, Bill and Pat! Take this person away!

Пат: Let's try the window!

Пьеса «Алиса в стране чудес»

трубе*, но Алиса отпихивает его ногой, и он сбегает со сцены вправо, как будто его пнули со страшной силой. Пат снова выходит на сцену из левой кулисы с тачкой, полной камней (из папье-маше). Билл тоже вновь выходит на сцену из правой кулисы, отряхиваясь от пыли, и они начинают бросать камни в Алису.

**Учащиеся могут использовать перчаточные куклы Билла и Пата, чтобы они казались намного меньше Алисы.*

Алиса подбирает один-два маленьких камня из папье-маше внутри домика и видит, что они превратились в пирожные. Она съедает одно из них. Свет гаснет, и сцена наполняется цветными бликами.

Свет загорается: перед зрителями первоначальные декорации домика Белого Кролика.

Алиса подбирает несколько (теперь уже больших) пирожных с пола и кладет их в карманы.

Алиса убегает в левую кулису.

Сцена 5, часть 1

Свет горит. Лес. С правой стороны сцены – фасад дома, в центре – дерево.

Алиса выходит из левой кулисы, проходит через сцену и смотрит на дом из-за дерева.

Человек-Рыба выходит на сцену с левой стороны и подбегает к парадной двери дома. Он держит в руках огромный конверт, почти с него ростом. Он стучится в дверь и говорит свои слова.

Человек-Лягушка открывает дверь.

Человек-Рыба вручает ему огромный конверт и уходит в левую кулису. Человек-Лягушка кладет конверт на землю и садится рядом с ним.

Билл: Don't go near the hand! Let's try the chimney!

Пат: Oh! Where did he land? Let's throw these stones!

Билл: Good idea! Throw them all!

Алиса: The stones become cakes! Can these cakes make me small?

Рассказчик: Alice ate one cake and, what a surprise! Soon she was smaller.

Алиса: I'm just the right size!

Рассказчик: Alice took some of the cakes from the floor.

Алиса: I'm small enough now, but I might need some more. Being a giant is not very good!

Рассказчик: Then she ran from the house and into a wood.

Сцена 5, часть 1

Алиса: Look at this house in the heart of the wood. I hope that the people who live here are good.

Рассказчик: Just then a man came and knocked at the door.

Алиса: Is he a man, or a fish? I'm not sure!

Человек-Рыба: Open the door in the name of the Queen!

Алиса: And that man's a frog! Look! His face is all green!

Человек-Рыба: This is important! Please hear what I say! The Duchess must come and play croquet today!

Пьеса «Алиса в стране чудес»

Алиса подходит к дому и стучится в дверь.

Человек-Лягушка смотрит на Алису с грустным, серьезным выражением лица. Он жестаи приглашает ее в дом, и зрители слышат страшный шум, крик, грохот, чиханье. Человек-Лягушка качает головой.

Алиса открывает дверь и входит в дом. Свет гаснет.

Сцена 5, часть 2

Свет зажигается. Кухня Герцогини. Герцогиня сидит на стуле в центре сцены, на руках у нее кричащий младенец, но она не обращает на это никакого внимания. Кухарка стоит у огня, в левой части сцены, высыпая перец из огромного горшка в котел с супом и размахивая большой деревянной ложкой. У огня сидит Кот.

Алиса входит из правой кулисы и с недоверием осматривается.

Кот улыбается Алисе, и она поражена.

Алиса двигает носом, принюхиваясь, и начинает чихать без остановки.

Герцогиня оглядывается и видит Алису.

Алиса показывает на младенца и улыбается.

Герцогине, чувствуется, младенец отвратителен. Она поворачивается к кухарке и кричит последнюю строчку своих слов.

Кухарка поворачивается и начинает кричать на Герцогиню.

Герцогиня встает, передает младенца в руки Алисе и уходит в правую кулису.

Алиса трясет ребенка на руках и смотрит на него с жалостью. Она вместе с младенцем уходит в правую кулису. Свет гаснет.

Алиса: Now it is my turn to knock at the door.

Человек-Лягушка: I can't let you in, so don't knock any more. Listen to them! They can't hear anyway! I'm tired of them shouting and fighting all day!

Алиса: Please let me in, sir. I must go inside.

Человек-Лягушка: I can't let you in, because I am outside. Open the door if you want to go in. But it's better out here when these bad fights begin.

Сцена 5, часть 2

Рассказчик: Alice walked in and the Duchess was there.

Алиса: Her baby is screaming, but she doesn't care. Look at that cat. Is it smiling at me?

Чеширский Кот: I'm smiling because I am happy, you see!

Алиса: There's so much pepper! It's making me sneeze.

Герцогиня: I am the Duchess! And who are you, please?

Алиса: Hello, I'm Alice. Your baby is sweet!

Герцогиня: You're wrong! He's a pig! I want something to eat!

Кухарка: Wait just a minute! Oh, why can't you wait! The soup needs more pepper!

Герцогиня: I'm going to be late! You hold the baby. I'm going to change.

Алиса: You poor little baby! This house is so strange!

Пьеса «Алиса в стране чудес»

Сцена 5, часть 3

Свет зажигается: на сцене декорации сцены 5, ч. 1. Человека-Лягушки с письмом уже нет.

Алиса выходит из передней двери дома. Она смотрит на младенца, а он хрюкает, как поросенок. Она разворачивает младенца и с ужасом видит, что он действительно поросенок (игрушечный).

Алиса идет к центру сцены и исполняет песню. Другие участники спектакля могут вместе с ней петь всю песню или же только припев, стоя по бокам сцены.

Алиса кладет поросенка на землю, и он убегает в лес (за веревочку его тянут за кулисы). Алиса оглядывается по сторонам, как будто она заблудилась.

Она переводит взгляд вверх — на ветви дерева, за которым она стояла в сцене 5, ч. 1. На дереве — Чеширский Кот (актер стоит на подставке/ящике за вырезанным из картона деревом так, что его голова — на ветке). Кот улыбается. Алиса смотрит на Кота и обращается к нему.

Кот показывает на правую кулису, затем на левую, затем крутит пальцем у виска, намекая на явное сумасшествие.

Алиса делает реверанс Коту и уходит в левую кулису. Свет гаснет.

Сцена 6

Свет зажигается. Дом Мартовского Зайца. Дом сам похож на зайца: на крыше мех, трубы в форме заячьих ушей. Под деревом длинный стол, вокруг которого несколько стульев. Мартовский Заяц и Шляпник (между ними Мышь-Соня) сидят за столом и пьют чай. На столе

Сцена 5, часть 3

Алиса: Come with me, baby. Oh dear! Look at you! You look like a pig, and you sound like one, too!

Песня **EVERYTHING CHANGES**

I don't know what is true here
Everything is strange
Close your eyes for a second
And everything can change
ХОР (припев):
Everything changes, I don't know why
What is the truth, and what is a lie?
Everything changes, just look and see
Why are these strange things happening to me?
I don't know who I am here
I'm not the girl I knew
I change with every second
I don't know what to do
ХОР (припев)

Алиса: Go away, piggy, run into the wood. Oh, now I am lost again. This is no good!

Рассказчик: Alice looked up at the branch of a tree.

Алиса: It's that big cat again! He's still smiling at me! Hello, Mr Cat. Tell me which way to go.

Чеширский Кот: Well, where are you going?

Алиса: I really don't know!

Чеширский Кот: A Hatter lives this way. He's nice, but he's mad. A March Hare lives that way, and he's just as bad!

Сцена 6

Пьеса «Алиса в стране чудес»

напротив каждого стула — чайная пара, в центре стола на подносе — большой заварной чайник, кувшин с молоком и сахарница. У левой кулисы — дерево с дверцей в стволе.

Алиса выходит на сцену из правой кулисы и смотрит на дом. Затем она показывает на стол, подходит к нему и садится.

Мартовский Заяц жестами щедро указывает на пустой стол. Алиса окидывает взглядом стол, потом сердито и с обидой произносит свои слова.

Мартовский Заяц указывает на Алису, затем широко разводит руками. Затем он берет чайник и наливает всем по чашке чая.

Шляпник встает и жестами предлагает всем передвинуться за столом по часовой стрелке. Все они передвигаются, и Алиса теперь сидит на прежнем месте Зайца. Она с отвращением смотрит на его грязную чашку.

Шляпник грозит Алисе пальцем и берется за свою чашку — пьет чай.

Алиса сердито встает и кричит на Шляпника и Мартовского Зайца.

Алиса уходит от стола к левой кулисе. Свет гаснет, и прожектор направлен на Алису и дерево с дверцей в стволе. Алиса смотрит на дверь и как будто собирается открыть ее. Прожектор гаснет.

Сцена 7, часть 1

Сцена освещена прожекторами, направленными на Рассказчика и стеклянный столик из сцены 2, на котором лежит золотой ключик, и на маленькую дверь в левой кулисе.

Алиса выходит на сцену из левой кулисы в луч прожектора и берет ключ. Она рада. Она достает из кармана пирожное и начинает есть. Прожектор, направленный на стол, гаснет.

Алиса: This is the Hare's house, it's easy to see. And there is the March Hare, he's having his tea.
Рассказчик: Alice sat down and relaxed in the shade.

Мартовский Заяц: Hello, little girl, have some cool lemonade!

Алиса: Wait! There's no lemonade! There's only tea! I think you are rude!

Мартовский Заяц: You're the rude one, not me! Did I invite you? Oh no, I did not! Now, let's have some tea while it's lovely and hot!

Шляпник: Let's all change places! I want a clean cup! Come on! Move along! Hurry up! Hurry up!

Алиса: My cup is dirty! I really don't think ...

Шляпник: If you don't think, don't talk! Just be quiet and drink!

Рассказчик: Alice was angry. She stood up to go.
Алиса: You're all very silly! You're quite mad, you know! Why did I come here? How silly of me! But look! What is this? There's a door in this tree!

Сцена 7, часть 1

Алиса: Here's the glass table and here's the gold key. The beautiful garden is waiting for me!

Рассказчик: Alice took one cake and finished it fast. Now she could get into the garden at last!

Пьеса «Алиса в стране чудес»

Свет зажигается. На сцене чудесный сад, наполненный людьми — игральными картами. Алиса выходит на сцену с правой стороны, останавливается и смотрит.

Из левой кулисы выходит Солдат. Он стоит у левой кулисы и выкрикивает свои слова.

Выходят Червонные Валет, Король и Королева, с ними — Белый Кролик. Они проходят через всю сцену к Алисе и останавливаются перед ней.

Алиса очень храбро обращается к Королеве.

Королева сердито смотрит на Алису и выкрикивает свои слова.

Алиса в ответ тоже кричит, а Король пытается успокоить Королеву.

Королева успокаивается и берет Алису за руку. Она ведет ее обратно к левой кулисе, где некоторые из королевских гостей/игральных карт играют в крокет. В качестве молотков они используют фламинго, вместо мячей у них ежи, а ворота — это люди-карты, согнувшиеся в дугу.

Алиса берет фламинго и пробует играть, но другие игроки затевают потасовку, и Королева кричит на всех.

Алиса смотрит по сторонам и видит Чеширского Кота на стене сада на левой авансцене. Она подходит к нему, чтобы побеседовать.

Королева идет к Коту, сердито указывая на него.

Кот уходит в левую кулису.

Из правой кулисы выходит Герцогиня и берет Алису за руку.

Алиса: Look at these people! They're flat and they're thin!

Солдат: The royal parade is about to begin!

Алиса: Look! They're all cards! And the rabbit's here, too!

Королева: I am the Queen! Tell me, child, who are you?

Алиса: My name is Alice!

Рассказчик: The Queen turned bright red.

Королева: What is she doing here? Cut off her head!

Алиса: Don't cut my head off!

Король: Yes, calm down, my dear!

Королева: Then come and play croquet! The game's over here!

Алиса: This game is silly! I don't want to play. But where can I go now? I can't run away. Everyone's shouting! It's no fun at all.

Рассказчик: Just then, Alice saw an old friend on the wall.

Чеширский Кот: How are you, Alice? And how is the Queen?

Алиса: She shouts all the time! She's unfriendly and mean!

Королева: Why is this cat here? Please take it away!

Алиса: It's the Duchess's cat!

Чеширский Кот: And I'm leaving! Good day!

Алиса: Here is the Duchess!

Герцогиня: Oh, Alice, my dear! It's so good to see you! I'm so glad you're here!

Пьеса «Алиса в стране чудес»

Королева берет Алису за другую руку и уводит ее в правую кулису. Свет гаснет.

Сцена 7, часть 2

На сцене темно — прожектор высвечивает Грифона, сидящего на земле в правой части сцены.

Алиса и Королева входят в луч прожектора. Королева произносит свои слова и уходит в правую кулису.

Грифон берет Алису за руку и показывает на что-то в левой кулисе.

Свет зажигается. Черепаха Квази сидит на скале в левой части сцены с очень грустным видом. Грифон подводит к нему Алису.

Алиса и Грифон садятся рядом с Черепахой Квази, и он начинает рассказывать им историю все с таким же грустным видом и непрерывно вытирая глаза.

Из левой кулисы выходит Солдат, останавливается по стойке «смирно» и по-солдатски выкрикивает свои слова.

Грифон берет Алису за руку, они бегут к правой кулисе и уходят в нее.

Черепаха Квази как будто не замечает, что они ушли. Он по-прежнему плачет и трет глаза. Свет гаснет. Занавес закрывается.

Свет зажигается. Все участники спектакля выходят на сцену в костюмах. Звучит музыка песни *Come to the Trial*. Артисты исполняют песню, обращаясь к публике и друг к другу.

Королева: Come with me, Alice! We really must go! The Mock Turtle's waiting! You must say "hello"!

Сцена 7, часть 2

Королева: This is the Gryphon. He knows where to go. Now, I must play croquet! I'm winning, you know!

Грифон: Come on then, Alice. The Turtle's this way. He sits on that rock and he cries there all day.

Алиса: Why is he crying? What makes him so sad?

Грифон: Tell Alice your story.

Черепаха Квази: My life is so bad! This is my story. It's sad and it's long. Once I was happy, but then things went wrong ...

Рассказчик: Suddenly, Alice heard somebody call.

Солдат: The trial is starting! The King needs you all! Come to the courtroom!

Грифон: It's starting! Let's go! This trial is going to be quite a good show!

Песня *COME TO THE TRIAL*

The king calls you all
To the courtroom today
The trial is starting
So come right away!

ХОР (припев):
Come to the trial
Come and see the show
Stop what you're doing
Because it's time to go
Come to the courtroom
For a little while
Come, everybody,
Come to the trial!
ХОР (припев)

Пьеса «Алиса в стране чудес»

Музыка заканчивается, и все актеры уходят со сцены. Свет гаснет.

Сцена 8

Занавес открывается. Свет зажигается. Зал суда. Король сидит на месте судьи, слева от него Королева, справа – Белый Кролик, который держит в руках трубу и пергаментный свиток. На месте присяжных – звери и птицы из сцены 3, а также Билл и Пат из сцены 4. Перед Королем стоит стол, на нем тарелка, на которой пирожки с вареньем. На сцене спинками к правой кулисе стоят ряды стульев. На них сидят Игральные Карты из сцены 7, а также Шляпник и Мартовский Заяц (а с ними – Мышь-Соня) из сцены 8 – они присутствуют на суде.

Алиса и Грифон выходят на сцену из левой кулисы. Король указывает на Алису и жестом приказывает ей садиться. Алиса идет и садится на задний ряд вместе с публикой – спиной к правой кулисе.

Белый Кролик встает, трубит в свою трубу, а затем читает свои слова на свитке.

Король выкрикивает свои слова очень серьезным голосом. Зрители тихо переговариваются между собой.

Шляпник встает, идет и останавливается перед Королем. В одной руке у него чашка чая, в другой – бутерброд с маслом.

Королева встает и громко произносит (выкрикивает) свои слова, указывая на Шляпника. Зрители тихо переговариваются друг с другом.

Король выглядит несколько раздраженным и жестом приказывает отпустить Шляпника. Алиса с ужасом на лице с высоты своего нового роста смотрит на себя. Зрители в зале суда оглядываются на нее, подталкивают друг друга локтями, перешептываются, показывая на Алису.

Someone is guilty
Someone must pay
So come to the courtroom
The trial starts today!
ХОР (припев)

Сцена 8

Король: Hurry up, everyone! Alice, come in! Sit down over there! Let the trial begin!

Белый Кролик: These are the Queen's tarts you see here now. But we want to find out who stole them, and how!

Король: Call the first witness!

Шляпник: Hello! Yes, that's me! I'm sorry, but I am still having my tea!

Королева: Cut off his head!

Король: Oh, please, just go away! We really must finish this trial today!

Рассказчик: Alice looked down. Something felt very strange.

Пьеса «Алиса в стране чудес»

Свет гаснет, и сцену заполняют цветные блики. Свет зажигается. Теперь Алиса сидит на коробках — так, что она кажется намного выше, чем другие люди в зале суда. С чувством неловкости она пытается спрятаться в задних рядах публики.

Белый Кролик заглядывает в свой свиток, перед тем как прокричать свои слова. Алиса прикрывает рот рукой, когда слышит свое имя. Король с раздражением указывает на Алису.

Королева встает и произносит свои слова, указывая на Алису. Алиса с дерзким видом складывает руки на груди.

После слов Рассказчика по сцене «бегут» вспышки прожектора. Люди-карты начинают бегать вокруг Алисы. Эффект можно усилить, если участники спектакля будут бросать в воздух игральные карты.

Свет гаснет. Луч прожектора на Рассказчике и на Алисе с Эдит, которые загорают на одеяле у левой кулисы — как в начале сцены 1. Алиса спит. Она с криком просыпается, ее сестра успокаивает ее. Алиса с облегчением вздыхает и смеется.

Алиса идет к центру сцены, и остальные участники спектакля выходят на сцену из левой и правой кулис и выстраиваются на сцене в шеренгу — для финальной сцены. Они берутся за руки на второй строчке каждого припева.

Музыка заканчивается. Актеры уходят со сцены. Свет гаснет. Занавес закрывается.

Алиса: I'm growing again! What a bad time to change!

Король: Call the next witness!

Белый Кролик: It's Alice!

Алиса: Oh no!

Король: That girl is too tall, and we want her to go!

Королева: Cut off her head!

Алиса: I'm not scared! I don't care!

Рассказчик: Then all of the playing cards flew up into the air.

Рассказчик: Alice was scared! She woke up with a scream.

Эдит: Don't worry, my dear! It was only a dream!

Песня **A MAGIC FUTURE**

The world is changing all the time
And nothing's what it seems
Just be brave like Alice is
And follow all your dreams
ХОР (припев):
A magic future's waiting
So come and take my hand
We'll be brave together
Like Alice in Wonderland
You know you can do anything
Your dreams can all come true
You can find your Wonderland
It isn't hard to do
ХОР (припев)

ХОР (припев)

THE END

Пьеса «Алиса в стране чудес»

Реквизит

Одеяло, книга, карманные часы, пузырьки, ключи, стеклянная (или из прозрачного пластика) коробочка, перчатки, веер, игровой домик (домик «Венди»), тачка, горшок (банка) с перцем, деревянная ложка, игрушечный поросенок, (игрушечные) чайные чашки, (игрушечный) чайный сервиз, тарелка с пирожками, труба, игральные карты — все это могут принести учащиеся. Другой реквизит, такой, как камни из папье-маше, дерево, молотки для крокета в виде фламинго, ежи-мячи для крокета, может быть изготовлен учащимися на уроках ИЗО и труда. Котлом может стать металлическое или пластиковое ведро, обернутое фольгой. Огромный конверт можно сделать из большого листа картона или бумаги, сложив его втрое и склеив клеем или круглым красным стикером.

Костюмы

Рассказчик(и): Костюм игровой карты. Черная футболка и легинсы под картонной игровой картой. Черные туфли. Можно использовать грим (краску для лица), чтобы нарисовать на лице Рассказчика масти карты (черви, крести, бубны, пики) — в соответствии с костюмом.

Алиса: Розовое платье, поверх него фартук с карманами. Белые или коричневые туфли. У Алисы должны быть длинные прямые волосы — с ободком.

Эдит: Голубое платье.

Белый Кролик: Белая футболка и легинсы, маска кролика, уши, хвостик из ваты. На Кролике пиджак с карманными часами.

Мышь: Коричневая футболка и легинсы, маска мыши и длинный тонкий коричневый хвост. Коричневые туфли или ботинки.

Додо: Серая футболка и легинсы, маска додо. Серые или коричневые туфли или ботинки.

Утка: Коричневая футболка и легинсы, маска утки. Желтые туфли или ботинки.

Звери и птицы: Коричневые или серые футболки и легинсы, маски зверей и птиц, где необходимо — хвосты. Коричневые или серые туфли или ботинки.

Пат: Желтовато-коричневая футболка и легинсы, маска морской свинки. Желтовато-коричневые или серые туфли или ботинки.

Билл: Зеленая футболка и легинсы, маска ящерицы и длинный зеленый хвост. Зеленые туфли или ботинки.

Человек-Рыба: Красная куртка с золотыми пуговицами и черные брюки. Черные туфли.

Маска рыбы.

Человек-Лягушка: Синяя куртка с золотыми пуговицами и черные брюки. Черные туфли. Маска лягушки.

Герцогиня: Длинное серое шифоновое платье. В сцене игры в крокет на ней может быть красивый шарф поверх платья. Волосы Герцогини должны быть подобраны вверх — по тогдашней моде.

Кухарка: Длинное белое платье, поверх него большой синий фартук. На голове — белый с оборками чепец.

Чеширский Кот: Коричневая футболка и легинсы, маска кота и длинный коричневый хвост. Коричневые туфли или ботинки.

Мартовский Заяц: Коричневая футболка и легинсы, маска зайца (с большими передними зубами), уши и ватный хвостик. Коричневые туфли или ботинки.

Шляпник: Твидовый жакет, коричневые брюки и большая шляпа с торчащей из-под ленты этикеткой с ценой. Волосы торчат из-под шляпы во все стороны. У него тоже должны быть карманные часы.

Мышь-Соня: Коричневая футболка и легинсы, маска мыши и длинный тонкий коричневый хвост. Коричневые туфли или ботинки.

Игральные Карты/Королевские Гости: Черные футболки и легинсы под картонными игральными картами. Черные туфли. Можно использовать грим (краску для лица), чтобы нарисовать на лице Рассказчика масти карты (черви, крести, бубны, пики) — в соответствии с костюмом.

Король Червей: Черная футболка и легинсы под картонной игровой картой с изображением Короля Червей. Черные туфли. Можно использовать грим (краску для лица), чтобы нарисовать на лице Короля масть его карты — черви. На голове у него должна быть «золотая» корона.

Королева Червей: Черная футболка и легинсы под картонной игровой картой с изображением Королевы Червей. Черные туфли. Можно использовать грим (краску для лица), чтобы нарисовать на лице Королевы масть ее карты — черви. На голове у нее должна быть «золотая» корона.

Грифон: Золотая футболка и легинсы, маска грифона и длинный золотой хвост и крылья. Золотые туфли или ботинки.

Черепаша Квази: Зеленовато-коричневая футболка и легинсы, маска черепахи и большой панцирь из папье-маше. Коричневые туфли или ботинки.

Самооценка и оценка

В рамках формирования учебно-познавательной компетенции учащихся и внедрения в практику критериального подхода к оцениванию знаний и умений учащихся, уровня овладения новыми способами деятельности учителю предлагается специальный банк материалов, посвященных самооценке и оценке.

Специальные таблицы предназначены для организации систематического анализа и самоанализа приобретенных знаний и умений в процессе обучения:

- *"Formative Evaluation Chart"* – таблица текущего контроля. Может заполняться учителем на всю группу учащихся на любом этапе работы, когда он посчитает необходимым оценить выполнение учащимися того или иного упражнения или задания. Учитель делает копию таблицы для каждого вида работы и заполняет соответствующие графы.

Предлагается следующая система оценок:

"C" (*competence*) – «хорошо»: учащиеся понимают и правильно употребляют изучаемый лексико-грамматический материал.

"W" (*working on*) – «удовлетворительно»: учащиеся понимают изучаемый лексико-грамматический материал, но еще не умеют употреблять его правильно.

"N" (*non-competence*) – «неудовлетворительно»: учащиеся не понимают изучаемый лексико-грамматический материал.

Вместо оценок учитель может использовать цветовой код: «хорошо» – зеленый цвет, «удовлетворительно» – желтый цвет, «неудовлетворительно» – красный цвет.

- *"Students' Self-Assessment Form"* (*Students' Check Form*) – таблица для самооценки учащимися своих достижений по каждому изученному модулю. Заполняется каждым учащимся индивидуально – по завершении работы над разделом *Now I Can...*. Учащиеся заполняют ксерокопированные карточки дома и хранят их в папке языкового портфеля.
- *"Progress Report Card"* – карточка-таблица для оценки учителем достижений учащихся по каждому изученному модулю. Заполняется учителем на каждого учащегося после проведения контрольной работы. При этом принимается во внимание участие ученика в различных видах деятельности в процессе работы над модулем, его прогресс, а также оценка, полученная за контрольную работу. Карточки раздаются учащимся и хранятся ими в папке языкового портфеля.

Formative Evaluation Chart

Name of game/activity:.....
Aim of game/activity:
Unit: Course:


Students' name	Mark and comments
1	
2	
3	
4	
5	
6	
7	
8	
9	
10	
11	
12	
13	
14	
15	
16	
17	
18	
19	
20	
21	
22	
23	
24	
25	


Evaluation criteria: c (green) w (yellow) n (red)


© Express Publishing
© Prosveshcheniye Publishers PHOTOCOPIABLE


Обобщающий контроль (Cumulative Evaluation)


Students' Check Forms


Student's Check Form									
Name:								Module 1	
I can ...	remember			say			read and write		
	very well	OK	not very well	very well	OK	not very well	very well	OK	not very well
What's your name? My name's ...									
How old are you? I'm 14.									
Where are you from? I'm from ...									
How many brothers/sisters have you got?									
How are you? I'm fine.									
Draw how you feel! 									


Student's Check Form									
Name:								Module 2	
I can ...	remember			say			read and write		
	very well	OK	not very well	very well	OK	not very well	very well	OK	not very well
What's your favourite day of the week? It's Friday.									
What's the date today? It's 17th August.									
When is your birthday? It's on May 5th.									
What time is it, please? It's half past three.									
There is a vase on the table.									
You can buy stamps at the post office.									
Draw how you feel! 									


Student's Check Form									
Name:								Module 3	
I can ...	remember			say			read and write		
	very well	OK	not very well	very well	OK	not very well	very well	OK	not very well
Wear your seat belt! Don't talk to the driver!									
I can ride a bike but I can't fly a plane.									
Can I turn right here? No, you can't.									
Could you tell me how to get to the hospital?									
Go down Bridge Road, then turn left.									
Draw how you feel! 									


Student's Check Form									
Name:								Module 4	
I can ...	remember			say			read and write		
	very well	OK	not very well	very well	OK	not very well	very well	OK	not very well
On Mondays, I go to school but on weekends I get up late.									
I enjoy swimming but I hate techno music.									
What about a pop con- cert? Count me in!									
Do you play tennis? Yes, I do./No, I don't.									
Which is a perfect day for you? Saturday is a perfect day for me.									
Draw how you feel! 									


Student's Check Form									
Name:								Module 5	
I can ...	remember			say			read and write		
	very well	OK	not very well	very well	OK	not very well	very well	OK	not very well
She's making the decorations. He's doing the shopping.									
When is Christmas Day? It's on the 25th of December.									
What do you think of the decorations? They're fantastic.									
Are you dancing? Yes, I am./No, I'm not.									
Draw how you feel! 									

Student's Check Form									
Name:								Module 6	
I can ...	remember			say			read and write		
	very well	OK	not very well	very well	OK	not very well	very well	OK	not very well
Do you like reading books? Yes, I do./No, I don't.									
What do you think of football? I'm fond of football!									
How often do you go cycling? Once/ Twice a week.									
I rarely go on holidays in June.									
Draw how you feel! 									

Student's Check Form									
Name:								Module 7	
I can ...	remember			say			read and write		
	very well	OK	not very well	very well	OK	not very well	very well	OK	not very well
Where were you born? I was born ...									
Did you meet your friend last week? No, I didn't.									
Where did you leave it? I think I left it ...									
What was in it? Some clothes and my ...									
When did he die? He died in ...									
Draw how you feel! 									

Student's Check Form									
Name:								Module 8	
I can ...	remember			say			read and write		
	very well	OK	not very well	very well	OK	not very well	very well	OK	not very well
You must keep your room neat and tidy. You mustn't eat in class.									
Can I listen to loud music in my room? I'm afraid you can't.									
How about going to the zoo? Brilliant idea!									
You are not allowed to step on the grass.									
Draw how you feel! 									

Student's Check Form									
Name:							Module 9		
I can ...	remember			say			read and write		
	very well	OK	not very well	very well	OK	not very well	very well	OK	not very well
Do you like fish? Yes, it's delicious./No, it's horrible.									
Is there any milk? Yes, there's some milk./Not much.									
How much are the potatoes? They are 87 pence.									
Are you ready to order, sir? Yes. I'd like the chef's salad and the roast beef, please.									
Would you like anything to drink? Can I have a glass of mineral water, please?									
I usually have lunch at 1:00, but today I'm having lunch at 2:30.									
In a bowl, stir together the flour, sugar and salt.									
Draw how you feel! 									

Student's Check Form									
Name:							Module 10		
I can ...	remember			say			read and write		
	very well	OK	not very well	very well	OK	not very well	very well	OK	not very well
This summer, I'm going to go on a boat cruise.									
What's the weather like in London today? It's wet and rainy with the temperature of 10 °C.									
It's going to be rainy today. I'm going to wear my raincoat and boots.									
Can I borrow your jacket? Yes, sure./I'm sorry, you can't.									
What are you doing on Tuesday? I'm ... What about you?									
Draw how you feel! 									

Progress Report Cards

Progress Report Card			
..... (name) can:	Module 1		
	very well	OK	not very well
spell names			
talk about his/her family			
introduce himself/herself			
give personal information			
talk about personal belongings			
fill in a membership card			
write about himself/herself			
make a fact file about his/her country			

Progress Report Card			
..... (name) can:	Module 2		
	very well	OK	not very well
write his/her address			
tell the time			
talk about his/her birthday			
talk about where things are			
describe his/her neighbourhood			
write a party invitation			
write a paragraph describing his/her room			
write a paragraph describing his/her neighbourhood			
design his/her family tree			

Progress Report Card			
..... (name) can:	Module 3		
	very well	OK	not very well
give instructions			
give directions			
ask for and give permission			
write a short article about a famous person			
write a tourist information text about driving in your country			
make a safety leaflet for children playing outside			

Progress Report Card			
..... (name) can:			Module 4
	very well	OK	not very well
talk about routines and habits			
talk about entertainment preferences			
talk about his/her perfect day			
make a class survey and report the findings			
write a short poem			

Progress Report Card			
..... (name) can:			Module 5
	very well	OK	not very well
talk about party preparations			
talk about celebrations and festivals			
ask for and express his/her opinion			
make a speech about a festival in his/her country			
write an invitation card			
write a descriptive paragraph about a festival			

Progress Report Card			
..... (name) can:			Module 6
	very well	OK	not very well
express likes and dislikes			
talk about his/her hobbies and interests			
talk about games and free-time activities			
justify his/her choices			
write a short paragraph about his/her free-time activities			

Progress Report Card			
..... (name) can:			Module 7
	very well	OK	not very well
describe places in the past			
describe feelings			
write a biography			
narrate events in the past			
report lost property			

Progress Report Card			
..... (name) can:	Module 8		
	very well	OK	not very well
talk about types of residence			
talk about rules and regulations			
talk about places to go out			
make, accept and refuse suggestions			
express obligations			
show absence of necessity			
make a poster about bedroom rules			
make a leaflet for his/her neighbourhood			

Progress Report Card			
..... (name) can:	Module 9		
	very well	OK	not very well
talk about food and drink			
talk about his/her country's cuisine			
talk about eating out			
talk about ways to cook			
order food and drink			
write a recipe			
make a menu for a restaurant			
make a shopping list			

Progress Report Card			
..... (name) can:	Module 10		
	very well	OK	not very well
talk about holiday activities			
talk about his/her plans			
make predictions			
ask for, give and refuse permission			
talk about the weather			
write an email about weekend plans			
write a postcard to a friend about plans			
make a brochure about his/her country			

Для заметок

Для заметок

Для заметок

Для заметок